

ZOO

ARCHITECTURAL HARDWARE

WINDOW FURNITURE RANGE



WINDOW FURNITURE RANGE

Our range of window furniture provides an array of styles and finishes that are ideal for period and contemporary properties alike, whether you're looking for the perfect fittings to compliment your renovation project or in need of some classic accessories to finish your masterpiece.



Finest Brassware

Produced with traditional and classic designs in mind, our Fulton & Bray finest brass window furniture offers the aesthetics of traditional hand-crafted products with a high level of technical detail and manufacturing.

Made using the superior forging process whereby a tremendous exert of pressure is used on heated pure brass to ensure our products are produced free from any imperfections, they are then hand polished before receiving a high temperature lacquered coating.



Black Antique

The black antique products bring the best of traditional hand-made iron work with the latest manufacturing techniques. Made from malleable iron using an annealing heat treatment process, our black antique range offers a durable, functional and decorative finish to compliment any restoration or period style home project.

WINDOW STYLES & AVAILABLE PRODUCTS

Casement windows

Casement windows are one of the most common types of window in Europe. They are set in a fixed frame and come equipped with a hinge to allow them to swing open. A traditional wooden casement window is kept open using a casement stay where the angle of the window can be changed by altering the length of the stay arm using the stay pin. Different styles of casement fasteners are available keeping the window locked in place when closed.

- Casement stays
- Casement stay pins
- Casement fasteners



Sash windows

Sash windows were popular in the Georgian era and remained popular into Victorian times. Sash windows consist of one or more panels, or sashes, which slide atop one another to create openings. These panels tend to move vertically and are assisted by balancing weights, pulleys and springs which are hidden within the window frame to help open the window, they also help the sash to stay in position once opened.



- Sash fasteners
- Sash lifts
- Axle pulleys
- Sash stops

PRODUCT FINISHES

Finest Brassware

Our brass products are available in a wide range of finishes to suit any project:



PB - Polished Brass



PVD - Anti-tarnish Brass



CP - Polished Chrome



PVDN - Anti-tarnish Nickel



SC - Satin Chrome



PVDSN - Anti-tarnish Satin Nickel



PN - Polished Nickel



FB - Florentine Bronze

Black Antique


Our black antique range comes in a traditional powder coated black finish:



BL - Black / Powder Coated Black




CASEMENT
WINDOW FITTINGS



FB100PVDN



FB101SC



FB102CP

BULB END CASEMENT STAYS

Finest Brassware


KEY FEATURES

- Traditional bulb end design
- 200mm / 8"
- 250mm / 10"
- 300mm / 12"
- Available in five finishes


PRODUCT CODES

- | | | |
|--------------|--------------|--------------|
| • FB100 | • FB101 | • FB102 |
| • FB100CP | • FB101CP | • FB102CP |
| • FB100SC | • FB101SC | • FB102SC |
| • FB100PVDN | • FB101PVDN | • FB102PVDN |
| • FB100PVDSN | • FB101PVDSN | • FB102PVDSN |
| 200mm | 250mm | 300mm |

FINISHES AVAILABLE



FB108A



FB108BCP



FB108CSC

SPOON END CASEMENT STAYS

Finest Brassware

KEY FEATURES

- Traditional spoon end design
- 200mm / 8"
- 250mm / 10"
- 300mm / 12"
- Available in three finishes

PRODUCT CODES

- | | | |
|------------|------------|------------|
| • FB108A | • FB108B | • FB108C |
| • FB108ACP | • FB108BCP | • FB108CCP |
| • FB108ASC | • FB108BSC | • FB108CSC |
| 200mm | 250mm | 300mm |

FINISHES AVAILABLE





FB91A



FB91B



FB91C

BULB END CASEMENT STAYS

Black Antique

KEY FEATURES

- Traditional bulb end design
- 200mm / 8"
- 250mm / 10"
- 300mm / 12"

PRODUCT CODES

- FF91A
200mm
- FF91B
250mm
- FF91C
300mm

FINISHES AVAILABLE



BL



FB90A



FB90B



FB90C

CURLY TAIL CASEMENT STAYS

Black Antique

KEY FEATURES

- Curly tail end design
- 200mm / 8"
- 250mm / 10"
- 300mm / 12"

PRODUCT CODES

- FF90A
200mm
- FF90B
250mm
- FF90C
300mm

FINISHES AVAILABLE



BL

FLUSH FITTING PINS FOR CASEMENT STAY – PACK OF 2

Finest Brassware



FB105CP

KEY FEATURES

- Flush fitting pins
- Fixings included

PRODUCT CODES

- FB105
- FB105CP
- FB105SC
- FB105PVDN
- FB105PVDSN

FINISHES AVAILABLE



FB103SC

STANDARD CASEMENT FASTENER

Finest Brassware

KEY FEATURES

- Traditional bulb end design
- Includes hook & plate
- Fixings included

PRODUCT CODES

- FB103
- FB103CP
- FB103SC
- FB103PVDN
- FB103PVDSN

FINISHES AVAILABLE



FB104

OFFSET CASEMENT FASTENER

Finest Brassware

KEY FEATURES

- Traditional bulb end design
- Includes hook & plate
- Suitable for weather seal
- Fixings included

PRODUCT CODES

- FB104
- FB104CP
- FB104SC
- FB104PVDN
- FB104PVDSN

FINISHES AVAILABLE



HOOK PLATE CASEMENT FASTENER

Finest Brassware



FB109

KEY FEATURES

- Reversible pattern
- Includes hook & plate
- Fixings included

PRODUCT CODES

- FB109
- FB109CP
- FB109SC

FINISHES AVAILABLE



FB110CP

WEDGE TYPE CASEMENT FASTENER

Finest Brassware

KEY FEATURES

- Suitable for weather seal
- Locking version available
- Fixings included

PRODUCT CODES

- FB110
- FB110CP
- FB110SC

FINISHES AVAILABLE



- FB110LCK
 - FB110LCKCP
 - FB110LCKSC
- Locking version



FB17

LOCKING CASEMENT STAY PIN

Finest Brassware

KEY FEATURES

- Locking ferrule screws down on stay pin for added security
- Fixings included
- Requires 4mm hex key (FBK01)

PRODUCT CODES

- FB17
- FB17CP
- FB17SC

FINISHES AVAILABLE





BULB END CASEMENT FASTENER

Black Antique

KEY FEATURES

- Traditional bulb end design
- Face-fix

PRODUCT CODES

- FF81

FINISHES AVAILABLE



BL



CURLY TAIL CASEMENT FASTENER

Black Antique

KEY FEATURES

- Curly tail design
- Face-fix

PRODUCT CODES

- FF82

FINISHES AVAILABLE



BL



MONKEY TAIL CASEMENT FASTENER (LOCKABLE)

Black Antique

KEY FEATURES

- Curly tail design
- Supplied with key
- Face-fix
- Left & right-hand versions available

PRODUCT CODES

- FF83L
- FF83R

FINISHES AVAILABLE



BL

SASH WINDOW FITTINGS



HEAVY DUTY SASH LIFT

Finest Brassware



FB30


KEY FEATURES

- Heavy duty
- 50 x 45mm
- 3 screw fixings

PRODUCT CODES

- FB30
- FB30CP
- FB30SC
- FB30PVD
- FB30PVDN
- FB30FB

FINISHES AVAILABLE



STANDARD SASH LIFT

Finest Brassware



FB33PVDN

KEY FEATURES

- 50 x 40mm
- 2 screw fixings

PRODUCT CODES

- FB33
- FB33CP
- FB33SC
- FB33PVDN
- FB33FB

FINISHES AVAILABLE



WINDOW SASH LIFT

Finest Brassware



FB35CP

KEY FEATURES

- 60 x 23mm
- Standard fix
- 2 screw fixings

PRODUCT CODES


- FB35
- FB35CP
- FB35SC
- FB35NP
- FB35FB

FINISHES AVAILABLE



WINDOW SASH RING

Finest Brassware



FB34

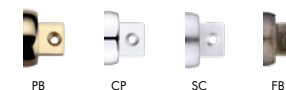
KEY FEATURES

- 42 x 18mm base
- 35mm projection
- 2 screw fixings

PRODUCT CODES

- FB34
- FB34CP
- FB34SC
- FB34FB

FINISHES AVAILABLE



WINDOW SASH RING VERTICAL FIX

Finest Brassware



FB36FB

KEY FEATURES

- 28mm dia.
- Standard fix
- 2 screw fixings

PRODUCT CODES

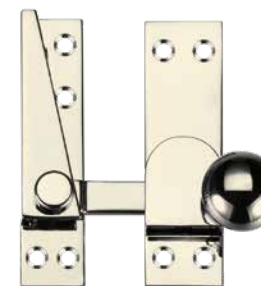
- FB36
- FB36CP
- FB36SC
- FB36FB

FINISHES AVAILABLE



QUADRANT ARM SASH FASTENER

Finest Brassware



FB37PN

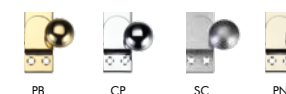
KEY FEATURES

- 20 x 70mm

PRODUCT CODES

- FB37
- FB37CP
- FB37SC
- FB87PN

FINISHES AVAILABLE



FITCH FASTENER

Finest Brassware



FB111

KEY FEATURES

- Narrow style fitch fastener

PRODUCT CODES

- FB111
- FB111CP
- FB111SC

FINISHES AVAILABLE



PB CP SC

FITCH FASTENER

Finest Brassware



FB7SC

KEY FEATURES

- Narrow style fitch fastener
- Locking version available

PRODUCT CODES

- FB7
- FB7CP
- FB7SC
- FB7PVDN
- FB7LCK
- FB7LCKCP
- FB7LCKSC
- FB7LCKPVDN

Locking version

FINISHES AVAILABLE



PB CP SC PVDN

BRIGHTON PATTERN SASH FASTENER

Finest Brassware



FB32LCK

KEY FEATURES

- Spring loaded screw down arm
- Locking version available

PRODUCT CODES

- FB32
- FB32CP
- FB32SC
- FB32PVDN
- FB32LCK
- FB32LCKCP
- FB32LCKSC
- FB32LCKPVDN

Locking version

FINISHES AVAILABLE



PB CP SC PVDN

BRASS BALL BEARING AXLE PULLEYS

Finest Brassware



FBBP01RCP / FBBP01CP


KEY FEATURES

- 1 3/4" wheel
- 2 face-fixing points
- 75kgs max. sash weight
- Available in square or radius

PRODUCT CODES

- FBBP01
 - FBBP01CP
 - FBBP01SC
 - FBBP01FB
- Square version
- FBBP01R
 - FBBP01RCP
 - FBBP01RSC
 - FBBP01RFB
- Radius version

FINISHES AVAILABLE



PB CP SC FB

BRASS BALL BEARING AXLE PULLEYS

Finest Brassware



FBBP02R / FBBP02

KEY FEATURES

- 2 1/4" wheel
- 4 face-fixing points – Square
- 2 face-fixing points – Radius
- 100kgs max. sash weight

PRODUCT CODES

- FBBP02
 - FBBP02CP
 - FBBP02SC
 - FBBP02FB
- Square version
- FBBP02R
 - FBBP02RCP
 - FBBP02RSC
 - FBBP02RFB
- Radius version

FINISHES AVAILABLE



PB CP SC FB

ROLLER SASH STOP – 29MM

Finest Brassware



FB31CP

KEY FEATURES

- 29mm stop
- Solid brass socket screw
- Hex key fixing

PRODUCT CODES

- FB31
- FB31CP
- FB31SC
- FB31PVDN
- FB31FB

FINISHES AVAILABLE



PB CP SC PVDN FB

ROLLER SASH STOP – 19MM

Finest Brassware



FB319

KEY FEATURES

- 19mm stop
- Solid brass socket screw
- Hex key fixing

PRODUCT CODES

- FB319
- FB319CP
- FB319SC
- FB319PVDN
- FB319FB


FINISHES AVAILABLE



PB CP SC PVDN FB

STRIKE PLATE FOR ROLLER SASH STOP

Finest Brassware



FBSP01

KEY FEATURES

- For use with roller sash stop

PRODUCT CODES

- FBSP01
- FBSP01CP
- FBSP01SC
- FBSP01PN

FINISHES AVAILABLE



PB CP SC PN

RACK BOLT

37mm



ZRB01PCB

KEY FEATURES

- 17mm c/c
- Solid brass bolt

PRODUCT CODES

- ZRB01CP
- ZRB01SC
- ZRB01EB
- ZRB01PCW
- ZRB01PCB

FINISHES AVAILABLE



CP SC EB PCW PCB

RACK BOLT KEYS

Finest Brassware



FBK02

ZRBK01

KEY FEATURES

- FBK02 - 35mm rack bolt key
- FBK03 - 65mm rack bolt key
- ZRBK01 - 35mm rack bolt key (plastic head)
- For use with ZRB01 rack bolt

PRODUCT CODES

- FBK02
- FBK03
- ZRBK01



FBK01
FOR USE WITH

FBK04
FOR USE WITH

FB31
FB319
FB17

FB7LCK
FB32LCK

HEX KEYS

Finest Brassware

KEY FEATURES

- FBK01 - 4mm hex key
- FBK04 - 2.5mm hex key

PRODUCT CODES

- FBK01
- FBK04

ZOO Hardware Ltd
Unit B, Dukes Drive
Kingmoor Park North
Carlisle, Cumbria
CA6 4SH

T : +44 (0) 1228 672 900
F : +44 (0) 1228 672 928
E : sales@zoo-hardware.co.uk
W : www.zoohardware.co.uk

