

Prima

HARDWARE

Edition 1



Introduction



The suppliers of premium brassware products

A select range of classical and contemporary design architectural hardware including door and window furniture, cabinet handles, shelf brackets, butlers bells and pushes.

Our choice of styles and finishes suit the needs of professional installers and specifiers for both residential and commercial projects.

All quality products offered at competitive prices backed by a prompt service to match.



Content

Section 1

Front Door Furniture 4-19

- 1.1. Door Knockers 4-7
- 1.2. Butlers Bells and Pushes 8-11
- 1.3. Letter Plates 12-16
- 1.4. Centre Door Knobs 17-18
- 1.5. Numerals 19

Section 2

Door Furniture 20-31

- 2.1. Mortice / Rim Knobs 20-22
- 2.2. Lever Handles 23
- 2.3. Pull Handles 24
- 2.4. Bolts 25
- 2.5. Escutcheon and Covers 26-27
- 2.6. Locks and Latches 28
- 2.7. Hooks and Door Stops 29-31

Section 3

Cabinet Hardware 32-40

Section 4

Shelf Brackets 41-42

Section 5

Window Fittings 43-47

Section 6

Miscellaneous Fittings 48

Section 7

Bathroom Fittings 49-51




Section 1: Front Door Furniture



Polish Brass (PB20)

1.1. Scroll Knocker

AH0020

| Available finishes | Variant codes | Dimensions |
|--|---------------|---|
|  Bright Chrome | BC20 | 145mm x 32mm (Back Plates Ø 32mm) (B/C 110mm) |
|  Polished Brass | PB20 | 145mm x 32mm (Back Plates Ø 32mm) (B/C 110mm) |
|  Satin Chrome Plate | SCP20 | 145mm x 32mm (Back Plates Ø 32mm) (B/C 110mm) |



Stain Chrome Plate (SCP25A)



Stain Chrome Plate (SCP25B)

1.1. Doctor Knocker

AH0025

| Available finishes | Variant codes | Dimensions |
|--|---------------|---|
|  Bright Chrome | BC25A | 145mm x 51mm (Back Plates Ø 51mm) (B/C 79mm) |
|  Bright Chrome | BC25B | 200mm x 65mm (Back Plates Ø 65mm) (B/C 125mm) |
|  Polished Brass | PB25A | 145mm x 51mm (Back Plates Ø 51mm) (B/C 79mm) |
|  Polished Brass | PB25B | 200mm x 65mm (Back Plates Ø 65mm) (B/C 125mm) |
|  Satin Chrome Plate | SCP25A | 145mm x 51mm (Back Plates Ø 51mm) (B/C 79mm) |
|  Satin Chrome Plate | SCP25B | 200mm x 65mm (Back Plates Ø 65mm) (B/C 125mm) |
|  Antique Brass | XL25B | 200mm x 65mm (Back Plates Ø 65mm) (B/C 125mm) |

1.1. Contemporary Knocker

AH0026



Bright Chrome
(BC26)

| Available finishes | Variant codes | Dimensions |
|--------------------|---------------|--------------------------------------|
| Bright Chrome | BC26 | 153mm x 38mm (Bolt Centres 107mm) |
| Polished Brass | PB26 | 153mm x 38mm (Bolt Centres 107mm) |
| Satin Chrome Plate | SCP26 | 153mm x 38mm (Bolt Centres 107mm) |
| Antique Brass | XL26 | 153mm x 38mm (Bolt Centres 107mm) |

1.1. Belgravia Knocker

AH0027



Polished Brass
(PB27)

| Available finishes | Variant codes | Dimensions |
|--------------------|---------------|--------------------------------------|
| Bright Chrome | BC27 | 190mm x 53mm (Bolt Centres 143mm) |
| Polished Brass | PB27 | 190mm x 53mm (Bolt Centres 143mm) |
| Satin Chrome Plate | SCP27 | 190mm x 53mm (Bolt Centres 143mm) |
| Antique Brass | XL27 | 190mm x 53mm (Bolt Centres 143mm) |

1.1. Ring Knocker

AH0028



Bright Chrome
(BC28)

NEW
DESIGN

| Available finishes | Variant codes | Dimensions |
|--------------------|---------------|--------------------------------------|
| Bright Chrome | BC28 | 120mm x 110mm (Bolt Centres 90mm) |
| Polished Brass | PB28 | 120mm x 110mm (Bolt Centres 90mm) |
| Satin Chrome Plate | SCP28 | 120mm x 110mm (Bolt Centres 90mm) |
| Antique Brass | XL28 | 120mm x 110mm (Bolt Centres 90mm) |

Section 1: Front Door Furniture



Bright Chrome
(BC323)

1.1. Postal Knocker

AH0323

| Available finishes | Variant codes | Dimensions |
|--------------------|---------------|---|
| Bright Chrome | BC323 | 225mm x 104mm (Aperture 144mm x 37mm) (Bolt Ctrs 177mm) |
| Polished Brass | PB323 | 225mm x 104mm (Aperture 144mm x 37mm) (Bolt Ctrs 177mm) |



Bright Chrome
(BC895)

AH0895

| Available finishes | Variant codes | Dimensions |
|--------------------|---------------|---|
| Bright Chrome | BC895 | 305mm x 155mm (Aperture 222mm x 47mm) (Bolt Ctrs 262mm) |
| Polished Brass | PB895 | 305mm x 155mm (Aperture 222mm x 47mm) (Bolt Ctrs 262mm) |

1.1. Diplomat Door Knocker

AH0709



Polished Brass
(PB709)

| Available finishes | Variant codes | Dimensions |
|--------------------|---------------|---|
| Bright Chrome | BC709 | (Knocker 143mm x 140mm) (Back Plate 74mm x 52mm) (Bolt Centres 112mm) |
| Polished Brass | PB709 | (Knocker 143mm x 140mm) (Back Plate 74mm x 52mm) (Bolt Centres 112mm) |
| Satin Chrome Plate | SCP709 | (Knocker 143mm x 140mm) (Back Plate 74mm x 52mm) (Bolt Centres 112mm) |
| Antique Brass | XL709 | (Knocker 143mm x 140mm) (Back Plate 74mm x 52mm) (Bolt Centres 112mm) |

1.1. Profile Doctor Knocker

AH2002



Bright Chrome
(BC2002)

NEW



| Available finishes | Variant codes | Dimensions |
|--------------------|---------------|--|
| Bright Chrome | BC2002 | 190mm x 49mm (Back Plate Ø 49mm - Striker Plate Ø 47mm) (B/C 143mm) |
| Polished Brass | PB2002 | 190mm x 49mm (Back Plate Ø 49mm - Striker Plate Ø 47mm) (B/C 143mm) |
| Satin Chrome Plate | SCP2002 | 190mm x 49mm (Back Plate Ø 49mm - Striker Plate Ø 47mm) (B/C 143mm) |



Bright Chrome
(BC779)

1.1. Ring Knocker

AH0779

| Available finishes | Variant codes | Dimensions |
|--|---------------|---|
|  Bright Chrome | BC779 | (Knocker Ø 106mm) (Back Plate 66 mm x 22mm) (Bolt Centres 109 + 74mm) |
|  Satin Chrome Plate | SCP779 | (Knocker Ø 106mm) (Back Plate 66 mm x 22mm) (Bolt Centres 109 + 74mm) |




Bright Chrome
(BC2001)

1.1. Lion Knocker

AH2001

NEW

| Available finishes | Variant codes | Dimensions |
|--|---------------|--|
|  Bright Chrome | BC2001 | 215mm x 115mm (Striker Plate Ø 42mm) (Bolt Centres 98mm + 60mm) |





Bright Chrome
(PB2003)

1.1. Squirrel Knocker

AH2003

NEW

| Available finishes | Variant codes | Dimensions |
|--|---------------|--|
|  Bright Chrome | BC2003 | 164mm x 55mm (Back Plate 110mm x 55mm) (B/C 83mm) |
|  Polished Brass | PB2003 | 164mm x 55mm (Back Plate 110mm x 55mm) (B/C 83mm) |



Satin Chrome Plate
(SCP2005)

1.1. Bow Knocker

AH2005

NEW

| Available finishes | Variant codes | Dimensions |
|--|---------------|--|
|  Bright Chrome | BC2005 | 135mm x 42mm (Back Plates Ø 42mm) (B/C 90mm) |
|  Polished Brass | PB2005 | 135mm x 42mm (Back Plates Ø 42mm) (B/C 90mm) |
|  Satin Chrome Plate | SCP2005 | 135mm x 42mm (Back Plates Ø 42mm) (B/C 90mm) |

Section 1: Front Door Furniture



Bright Chrome
(BC35)

1.2. Profile Bell Push

AH0035

| Available finishes | Variant codes | Dimensions |
|--------------------|---------------|-------------|
| Bright Chrome | BC35 | 76mm x 25mm |
| Polished Brass | PB35 | 76mm x 25mm |
| Satin Chrome Plate | SCP35 | 76mm x 25mm |
| Antique Brass | XL35 | 76mm x 25mm |



Polished Brass
(PB39)

1.2. Victorian Circular Bell Push

AH0039

| Available finishes | Variant codes | Dimensions |
|--------------------|---------------|------------|
| Bright Chrome | BC39 | Ø 60mm |
| Polished Brass | PB39 | Ø 60mm |
| Satin Chrome Plate | SCP39 | Ø 60mm |
| Antique Brass | XL39 | Ø 60mm |



Bright Chrome
(BC183)

1.2. Stepped Bell Push

AH0183

| Available finishes | Variant codes | Dimensions |
|--------------------|---------------|-------------|
| Bright Chrome | BC183 | 74mm x 32mm |
| Polished Brass | PB183 | 74mm x 32mm |
| Satin Chrome Plate | SCP183 | 74mm x 32mm |
| Antique Brass | XL183 | 74mm x 32mm |



Polished Brass
(PB749)

1.2. Flat Victorian Bell Push

AH0749

| Available finishes | Variant codes | Dimensions |
|--------------------|---------------|-------------|
| Bright Chrome | BC749 | 76mm x 32mm |
| Polished Brass | PB749 | 76mm x 32mm |
| Satin Chrome Plate | SCP749 | 76mm x 32mm |
| Antique Brass | XL749 | 76mm x 32mm |






IP65 Water Resistant Rated Push Button

China 'Press' Button

Polished Brass (PB1417)

1.2. Shaped Bell Push

AH1417

| Available finishes | Variant codes | Dimensions |
|--|---------------|-------------|
|  Bright Chrome | BC1417 | 76mm x 33mm |
|  Polished Brass | PB1417 | 76mm x 33mm |
|  Matt Black | MB1417 | 76mm x 33mm |






IP65 Water Resistant Rated Push Button

China 'Press' Button

Bright Chrome (BC1418)

1.2. Circular Bell Push Ø 60mm

AH1418

| Available finishes | Variant codes | Dimensions |
|---|---------------|------------|
|  Bright Chrome | BC1418 | Ø 60mm |
|  Polished Brass | PB1418 | Ø 60mm |
|  Matt Black | MB1418 | Ø 60mm |






IP65 Water Resistant Rated Push Button

China 'Press' Button

Polished Brass (PB1419)

1.2. Circular Bell Push Ø 76mm

AH1419

| Available finishes | Variant codes | Dimensions |
|--|---------------|------------|
|  Bright Chrome | BC1419 | Ø 76mm |
|  Polished Brass | PB1419 | Ø 76mm |
|  Matt Black | MB1419 | Ø 76mm |






IP65 Water Resistant Rated Push Button

China 'Press' Button

Matt Black (MB1420)

1.2. Circular Bell Push Ø 100mm

AH1420

| Available finishes | Variant codes | Dimensions |
|--|---------------|------------|
|  Bright Chrome | BC1420 | Ø 100mm |
|  Polished Brass | PB1420 | Ø 100mm |
|  Matt Black | MB1420 | Ø 100mm |

Section 1: Front Door Furniture

IP65 Water Resistant Rated Push Button

China 'Press' Button Embossed 'Visitors'

Bright Chrome (BC1421)



1.2. Circular Bell Push Ø 81 mm Embossed 'Visitors'

AH1421

| Available finishes | Variant codes | Dimensions |
|--------------------|---------------|------------|
| Bright Chrome | BC1421 | Ø 81mm |
| Polished Brass | PB1421 | Ø 81mm |



Brass (BH1001)

1.2. Domed Shop Bell

BH1001

NEW

| Available finishes | Variant codes | Dimensions |
|--------------------|---------------|--|
| Brass | BH1001PB | (Require 60mm Clearance above door) (Bracket 59mm x 21mm - Dome Ø 81mm) |

IP65 Rated Button to match

Bright Chrome (BC2016)



1.2. Circular Bell Push

AH2016

NEW

| Available finishes | Variant codes | Dimensions |
|--------------------|---------------|------------|
| Polished Brass | PB2016 | Ø 76mm |
| Bright Chrome | BC2016 | Ø 76mm |
| Matt Black | MB2016 | Ø 76mm |



Bright Chrome (BH1003BC)



Polished Brass (BH1003ST)

1.2. Classic Shop Bell

BH1003

NEW

| Available finishes | Variant codes | Dimensions |
|--------------------|---------------|---|
| Polished Brass | BH1003PB | Projection 220mm. Height 130mm. Bell Ø 60mm |
| Bright Chrome | BH1003BC | Projection 220mm. Height 130mm. Bell Ø 60mm |
| Polished Brass | BH1003ST | Projection 220mm. Height 130mm. Bell Ø 60mm |

Use with Ø 76mm Bell Press to make surface mounted

Dark Oak (BH1008A)



Use with Ø 100mm Bell Press to make surface mounted

Dark Oak (BH1008B)



1.2. Wooden Plinth

BH1008

NEW

| Available finishes | Variant codes | Dimensions |
|--------------------|---------------|------------|
| Dark Oak | BH1008A | Ø 105mm |
| Dark Oak | BH1008B | Ø 135mm |

1.2. Butlers Bell

BH1004

Polished Brass
(BH1004PB)

With Black Spring, Pulleys & Cord



| Available finishes | Variant codes | Dimensions |
|--------------------|---------------|--|
| Bright Chrome | BH1004BC | Butlers Bell on Black Spring 270 x 165mm. Projection 93mm. |
| Polished Brass | BH1004PB | Butlers Bell on Black Spring 270 x 165mm. Projection 93mm. |

1.2. Butlers Bell with Shaped Oblong Embossed Pull

BH1006

With Black Spring, Pulleys, Cord & Round Embossed Pull

Bright Chrome
(BH1006BC)




| Available finishes | Variant codes | Dimensions |
|--------------------|---------------|---|
| Bright Chrome | BH1006BC | Ring Bell Plate 170 x 50mm. Projection 50mm. Knob Diameter 40mm |
| Polished Brass | BH1006PB | Ring Bell Plate 170 x 50mm. Projection 50mm. Knob Diameter 40mm |

1.2. Butlers Bell with Black Iron Pull

BH1005

With Black Spring, Pulleys & Black Iron Pull

Bright Chrome
(BH1005BC)



| Available finishes | Variant codes | Dimensions |
|--------------------|---------------|--|
| Bright Chrome | BH1005BC | Pull: Overall 740 x 60mm. Projection 58mm. Brackets 183 x 58mm. Handle 60mm wide |
| Polished Brass | BH1005PB | Pull: Overall 740 x 60mm. Projection 58mm. Brackets 183 x 58mm. Handle 60mm wide |

1.2. Butlers Bell with Round Embossed Pull

BH1007

With Black Spring, Pulleys, Cord & Oblong Pull

Polished Brass
(BH1007PB)



| Available finishes | Variant codes | Dimensions |
|--------------------|---------------|---|
| Bright Chrome | BH1007BC | Ring Bell Plate 100mm Diameter. Projection 50mm. Knob Diameter 40mm |
| Polished Brass | BH1007PB | Ring Bell Plate 100mm Diameter. Projection 50mm. Knob Diameter 40mm |

Section 1: Front Door Furniture



Bright Chrome
(BC04E)



Polished Brass
(PB04B)

1.3. Victorian Letter Plate

AH0004

| Available finishes | Variant codes | Dimensions |
|------------------------|---------------|--|
| Bright Chrome | BC04B | 254mm x 76mm (Aperture 195mm x 41mm) (Bolt Ctrs 223mm) |
| Bright Chrome | BC04E | 305mm x 97mm (Aperture 230mm x 54mm) (Bolt Ctrs 268mm) |
| Polished Brass | PB04B | 254mm x 76mm (Aperture 195mm x 41mm) (Bolt Ctrs 223mm) |
| Polished Brass | PB04E | 305mm x 97mm (Aperture 230mm x 54mm) (Bolt Ctrs 268mm) |
| Satin Chrome Plate | SCP04B | 254mm x 76mm (Aperture 195mm x 41mm) (Bolt Ctrs 223mm) |
| Satin Chrome Plate | SCP04E | 305mm x 97mm (Aperture 230mm x 54mm) (Bolt Ctrs 268mm) |
| Antique Brass | XL04B | 254mm x 76mm (Aperture 195mm x 41mm) (Bolt Ctrs 223mm) |
| Antique Brass | XL04E | 305mm x 97mm (Aperture 232mm x 54mm) (Bolt Ctrs 270mm) |
| Satin Brass NEW | SB04E | 305mm x 97mm (Aperture 230mm x 54mm) (Bolt Ctrs 268mm) |



Polished Brass
(PB06)



Polished Brass
(PB06A)

1.3. Victorian Vertical Trinity Letter Plate

AH0006



| Available finishes | Variant codes | Dimensions |
|--------------------|---------------|--|
| Bright Chrome | BC06 | 276mm x 54mm (Aperture 132mm x 37mm) (Bolt Ctrs 183mm) |
| Bright Chrome | BC06A | 285mm x 62mm (Aperture 130mm x 32mm) (Bolt Ctrs 180mm) |
| Polished Brass | PB06 | 276mm x 54mm (Aperture 132mm x 37mm) (Bolt Ctrs 183mm) |
| Polished Brass | PB06A | 285mm x 62mm (Aperture 130mm x 32mm) (Bolt Ctrs 180mm) |



Bright Chrome
(BC07)

1.3. Victorian Vertical Letter Plate

AH0007





| Available finishes | Variant codes | Dimensions |
|--|---------------|--|
|  Bright Chrome | BC07 | 225mm x 66mm (Aperture 151mm x 37mm) (Bolt Ctrs 187mm) |
|  Polished Brass | PB07 | 225mm x 66mm (Aperture 151mm x 37mm) (Bolt Ctrs 187mm) |



Polished Brass
(PB10)

1.3. Edwardian Letter Plate

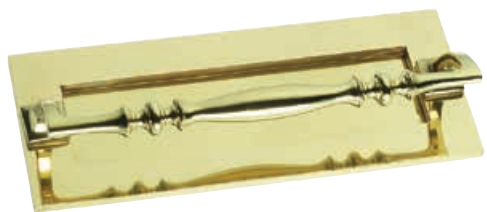
AH0010

| Available finishes | Variant codes | Dimensions |
|--|---------------|--|
|  Bright Chrome | BC10 | 280mm x 90mm (Aperture 200mm x 44mm) (Bolt Ctrs 232mm) |
|  Polished Brass | PB10 | 280mm x 90mm (Aperture 200mm x 44mm) (Bolt Ctrs 232mm) |
|  Satin Chrome Plate | SCP10 | 280mm x 90mm (Aperture 200mm x 44mm) (Bolt Ctrs 232mm) |
|  Antique Brass | XL10 | 280mm x 90mm (Aperture 200mm x 44mm) (Bolt Ctrs 232mm) |

Section 1: Front Door Furniture





Bright Chrome
(BC383)



Polished Brass
(PB383)


1.3. Letter Plate with Grab Handle

AH0383

| Available finishes | Variant codes | Dimensions |
|--|---------------|---|
|  Bright Chrome | BC383 | 254mm x 101mm (Aperture 202mm x 53mm) (Bolt Ctrs 230mm) |
|  Polished Brass | PB383 | 254mm x 101mm (Aperture 202mm x 53mm) (Bolt Ctrs 230mm) |







Bright Chrome
(BC686)



Bright Chrome
(PB686)

1.3. Tudor Letter Plate

AH0686

| Available finishes | Variant codes | Dimensions |
|--|---------------|--|
|  Bright Chrome | BC686 | 310mm x 90mm (Aperture 265mm x 45mm) (Bolt Ctrs 292mm) |
|  Polished Brass | PB686 | 310mm x 90mm (Aperture 265mm x 45mm) (Bolt Ctrs 292mm) |
|  Satin Chrome Plate | SCP686 | 310mm x 90mm (Aperture 265mm x 45mm) (Bolt Ctrs 292mm) |
|  Antique Brass | XL686 | 310mm x 90mm (Aperture 265mm x 45mm) (Bolt Ctrs 292mm) |

NEW

1.3. Letter Plate Tidy

AH2012



Bright Chrome
(BC2012A)




Polished Brass
(PB2012B)



Satin Chrome
(SCP2012B)

With Draught
Excluder

| Available finishes | Variant codes | Dimensions |
|--------------------|---------------|--|
| Bright Chrome | BC2012A | 260mm x 88mm (Aperture 200mm x 45mm) (Bolt Centres Cover Range 215mm to 240mm) |
| Polished Brass | PB2012A | 260mm x 88mm (Aperture 200mm x 45mm) (Bolt Centres Cover Range 215mm to 240mm) |
| Satin Chrome Plate | SCP2012A | 260mm x 88mm (Aperture 200mm x 45mm) (Bolt Centres Cover Range 215mm to 240mm) |
| Antique Brass | XL2012A | 260mm x 88mm (Aperture 200mm x 45mm) (Bolt Centres Cover Range 215mm to 240mm) |
| Bright Chrome | BC2012B | 315mm x 115mm (Aperture 245mm x 60mm) (Bolt Centres Cover Range 260mm to 290mm) |
| Polished Brass | PB2012B | 315mm x 115mm (Aperture 245mm x 60mm) (Bolt Centres Cover Range 260mm to 290mm) |
| Satin Chrome Plate | SCP2012B | 315mm x 115mm (Aperture 245mm x 60mm) (Bolt Centres Cover Range 260mm to 290mm) |
| Antique Brass | XL2012B | 315mm x 115mm (Aperture 245mm x 60mm) (Bolt Centres Cover Range 260mm to 290mm) |



Bright Chrome
(BC147)

1.3. Vertical Inner Door Tidy

AH0147

| Available finishes | Variant codes | Dimensions |
|--------------------|---------------|--|
| Bright Chrome | BC147 | 203mm x 57mm (Brackets 86mm x 15mm) |
| Polished Brass | PB147 | 203mm x 57mm (Brackets 86mm x 15mm) |



Bright Chrome
(BC146B)



Polished Brass
(PB146C)

1.3. Inner Door Tidy

AH0146

| Available finishes | Variant codes | Dimensions |
|--|---------------|---|
|  Bright Chrome | BC146A | 254mm x 83mm (Brackets 90mm x 12mm) |
|  Bright Chrome | BC146B | 305mm x 83mm (Brackets 90mm x 12mm) |
|  Bright Chrome | BC146C | 356mm x 127mm (Brackets 90mm x 12mm) |
|  Polished Brass | PB146A | 254mm x 83mm (Brackets 90mm x 12mm) |
|  Polished Brass | PB146B | 305mm x 83mm (Brackets 90mm x 12mm) |
|  Polished Brass | PB146C | 356mm x 127mm (Brackets 90mm x 12mm) |
|  Satin Chrome Plate | SCP146A | 254mm x 83mm (Brackets 90mm x 12mm) |
|  Satin Chrome Plate | SCP146B | 305mm x 83mm (Brackets 90mm x 12mm) |
|  Satin Chrome Plate | SCP146C | 356mm x 127mm (Brackets 90mm x 12mm) |
|  Antique Brass | XL146A | 254mm x 83mm (Brackets 90mm x 12mm) |
|  Antique Brass | XL146B | 305mm x 83mm (Brackets 90mm x 12mm) |



Bright Chrome
(BC12A)



Polished Brass
(PB12B)

1.4. Umbrella / Carousel Centre Door Knob

AH0012

| Available finishes | Variant codes | Dimensions |
|--------------------|---------------|--|
| Bright Chrome | BC12A | (Knob Ø 60mm) (Rose Ø 60mm) (Projection 74mm) |
| Bright Chrome | BC12B | (Knob Ø 66mm) (Rose Ø 71mm) (Projection 70mm) |
| Polished Brass | PB12A | (Knob Ø 60mm) (Rose Ø 60mm) (Projection 74mm) |
| Polished Brass | PB12B | (Knob Ø 66mm) (Rose Ø 71mm) (Projection 70mm) |
| Satin Chrome Plate | SCP12A | (Knob Ø 60mm) (Rose Ø 60mm) (Projection 74mm) |
| Satin Chrome Plate | SCP12B | (Knob Ø 66mm) (Rose Ø 71mm) (Projection 70mm) |

1.4. Tiered Centre Door Knob

AH0014



Bright Chrome
(BC14)

| Available finishes | Variant codes | Dimensions |
|--------------------|---------------|---|
| Bright Chrome | BC14 | (Knob Ø 73mm) (Rose Ø 89mm) (Projection 87mm) |
| Polished Brass | PB14 | (Knob Ø 73mm) (Rose Ø 89mm) (Projection 87mm) |
| Satin Chrome Plate | SCP14 | (Knob Ø 73mm) (Rose Ø 89mm) (Projection 87mm) |
| Antique Brass | XL14 | (Knob Ø 73mm) (Rose Ø 89mm) (Projection 87mm) |

1.4. Princess Centre Door Knob

AH0016



Polished Brass
(PB16)

| Available finishes | Variant codes | Dimensions |
|--------------------|---------------|---|
| Bright Chrome | BC16 | (Knob Ø 73mm) (Rose Ø 78mm) (Projection 74mm) |
| Polished Brass | PB16 | (Knob Ø 73mm) (Rose Ø 78mm) (Projection 74mm) |
| Satin Chrome Plate | SCP16 | (Knob Ø 73mm) (Rose Ø 78mm) (Projection 74mm) |
| Antique Brass | XL16 | (Knob Ø 73mm) (Rose Ø 78mm) (Projection 74mm) |

Section 1: Front Door Furniture



Bright Chrome
(BC15A)



Polished Brass
(PB15B)

1.4. Octagonal Centre Door Knob

AH0015

| Available finishes | Variant codes | Dimensions |
|--------------------|---------------|---|
| Bright Chrome | BC15A | (Knob Ø 60mm) (Rose Ø 64mm) (Projection 84mm) |
| Bright Chrome | BC15B | (Knob Ø 66mm) (Rose Ø 80mm) (Projection 90mm) |
| Polished Brass | PB15A | (Knob Ø 60mm) (Rose Ø 64mm) (Projection 84mm) |
| Polished Brass | PB15B | (Knob Ø 66mm) (Rose Ø 80mm) (Projection 90mm) |
| Satin Chrome Plate | SCP15A | (Knob Ø 60mm) (Rose Ø 64mm) (Projection 84mm) |
| Satin Chrome Plate | SCP15B | (Knob Ø 66mm) (Rose Ø 80mm) (Projection 90mm) |
| Antique Brass | XL15B | (Knob Ø 66mm) (Rose Ø 80mm) (Projection 90mm) |

1.4. Peel Centre Door Knob

AH0668



Polished Brass
(PB668)

| Available finishes | Variant codes | Dimensions |
|--------------------|---------------|--|
| Bright Chrome | BC668 | (Knob Ø 80mm) (Rose Ø 105mm) (Projection 94mm) |
| Polished Brass | PB668 | (Knob Ø 80mm) (Rose Ø 105mm) (Projection 94mm) |

1.4. Victorian Centre Door Knob

AH0669



Satin Chrome Plate
(SCP669)

| Available finishes | Variant codes | Dimensions |
|--------------------|---------------|---|
| Bright Chrome | BC669 | (Knob Ø 81mm) (Rose Ø 92mm) (Projection 67mm) |
| Polished Brass | PB669 | (Knob Ø 81mm) (Rose Ø 92mm) (Projection 67mm) |
| Satin Chrome Plate | SCP669 | (Knob Ø 81mm) (Rose Ø 92mm) (Projection 67mm) |

1.5. 4" Numerals

AH0220



Bright Chrome
(BC220)

Pin Fix

| Available finishes | Variant codes | Dimensions |
|--------------------|---------------|------------|
| Bright Chrome | BC220/0 | 102mm |
| Bright Chrome | BC220/1 | 102mm |
| Bright Chrome | BC220/2 | 102mm |
| Bright Chrome | BC220/3 | 102mm |
| Bright Chrome | BC220/4 | 102mm |
| Bright Chrome | BC220/5 | 102mm |
| Bright Chrome | BC220/6 | 102mm |
| Bright Chrome | BC220/7 | 102mm |
| Bright Chrome | BC220/8 | 102mm |
| Bright Chrome | BC220/9 | 102mm |
| Polished Brass | PB220/0 | 102mm |
| Polished Brass | PB220/1 | 102mm |
| Polished Brass | PB220/2 | 102mm |
| Polished Brass | PB220/3 | 102mm |
| Polished Brass | PB220/4 | 102mm |
| Polished Brass | PB220/5 | 102mm |
| Polished Brass | PB220/6 | 102mm |
| Polished Brass | PB220/7 | 102mm |
| Polished Brass | PB220/8 | 102mm |
| Polished Brass | PB220/9 | 102mm |
| Satin Chrome Plate | SCP220/0 | 102mm |
| Satin Chrome Plate | SCP220/1 | 102mm |
| Satin Chrome Plate | SCP220/2 | 102mm |
| Satin Chrome Plate | SCP220/3 | 102mm |
| Satin Chrome Plate | SCP220/4 | 102mm |
| Satin Chrome Plate | SCP220/5 | 102mm |
| Satin Chrome Plate | SCP220/6 | 102mm |
| Satin Chrome Plate | SCP220/7 | 102mm |
| Satin Chrome Plate | SCP220/8 | 102mm |
| Satin Chrome Plate | SCP220/9 | 102mm |

1.5. 6" Numerals

AH0221



Polished Brass
(PB221)

Pin Fix

| Available finishes | Variant codes | Dimensions |
|--------------------|---------------|------------|
| Bright Chrome | BC221/0 | 152mm |
| Bright Chrome | BC221/1 | 152mm |
| Bright Chrome | BC221/2 | 152mm |
| Bright Chrome | BC221/3 | 152mm |
| Bright Chrome | BC221/4 | 152mm |
| Bright Chrome | BC221/5 | 152mm |
| Bright Chrome | BC221/6 | 152mm |
| Bright Chrome | BC221/7 | 152mm |
| Bright Chrome | BC221/8 | 152mm |
| Bright Chrome | BC221/9 | 152mm |
| Polished Brass | PB221/0 | 152mm |
| Polished Brass | PB221/1 | 152mm |
| Polished Brass | PB221/2 | 152mm |
| Polished Brass | PB221/3 | 152mm |
| Polished Brass | PB221/4 | 152mm |
| Polished Brass | PB221/5 | 152mm |
| Polished Brass | PB221/6 | 152mm |
| Polished Brass | PB221/7 | 152mm |
| Polished Brass | PB221/8 | 152mm |
| Polished Brass | PB221/9 | 152mm |
| Satin Chrome Plate | SCP221/0 | 152mm |
| Satin Chrome Plate | SCP221/1 | 152mm |
| Satin Chrome Plate | SCP221/2 | 152mm |
| Satin Chrome Plate | SCP221/3 | 152mm |
| Satin Chrome Plate | SCP221/4 | 152mm |
| Satin Chrome Plate | SCP221/5 | 152mm |
| Satin Chrome Plate | SCP221/6 | 152mm |
| Satin Chrome Plate | SCP221/7 | 152mm |
| Satin Chrome Plate | SCP221/8 | 152mm |
| Satin Chrome Plate | SCP221/9 | 152mm |

1.5. 3.5" Numerals

AH0957



Bright Chrome
(SCP957)





Face Fixing

| Available finishes | Variant codes | Dimensions |
|--------------------|---------------|------------|
| Bright Chrome | BC957/0 | 89mm |
| Bright Chrome | BC957/1 | 89mm |
| Bright Chrome | BC957/2 | 89mm |
| Bright Chrome | BC957/3 | 89mm |
| Bright Chrome | BC957/4 | 89mm |
| Bright Chrome | BC957/5 | 89mm |
| Bright Chrome | BC957/6 | 89mm |
| Bright Chrome | BC957/7 | 89mm |
| Bright Chrome | BC957/8 | 89mm |
| Bright Chrome | BC957/9 | 89mm |
| Satin Chrome Plate | SCP957/0 | 89mm |
| Satin Chrome Plate | SCP957/1 | 89mm |
| Satin Chrome Plate | SCP957/2 | 89mm |
| Satin Chrome Plate | SCP957/3 | 89mm |
| Satin Chrome Plate | SCP957/4 | 89mm |
| Satin Chrome Plate | SCP957/5 | 89mm |
| Satin Chrome Plate | SCP957/6 | 89mm |
| Satin Chrome Plate | SCP957/7 | 89mm |
| Satin Chrome Plate | SCP957/8 | 89mm |
| Satin Chrome Plate | SCP957/9 | 89mm |

Section 2: Door Furniture






2.1. Mushroom Mortice Knob

AH0092

| Available finishes | Variant codes | Dimensions |
|--|---------------|---|
|  Bright Chrome | BC92A | (1/2 Sprung) (Knob Ø 50mm) (Rose Ø 54mm) (Projection 60mm) |
|  Polished Brass | PB92A | (1/2 Sprung) (Knob Ø 50mm) (Rose Ø 54mm) (Projection 60mm) |
|  Pewter Finish | PF92A | (1/2 Sprung) (Knob Ø 50mm) (Rose Ø 54mm) (Projection 60mm) |
|  Antique Brass | XL92A | (1/2 Sprung) (Knob Ø 50mm) (Rose Ø 54mm) (Projection 60mm) |






Bright Chrome
(BC92A)

| Available finishes | Variant codes | Dimensions |
|---|---------------|---|
|  Bright Chrome | BC92B | (1/2 Sprung) (Knob Ø 60mm) (Rose Ø 63mm) (Projection 63mm) |
|  Polished Brass | PB92B | (1/2 Sprung) (Knob Ø 60mm) (Rose Ø 63mm) (Projection 63mm) |
|  Pewter Finish | PF92B | (1/2 Sprung) (Knob Ø 60mm) (Rose Ø 63mm) (Projection 63mm) |
|  Polished Nickel | PN92B | (1/2 Sprung) (Knob Ø 60mm) (Rose Ø 63mm) (Projection 63mm) |
|  Antique Brass | XL92B | (1/2 Sprung) (Knob Ø 60mm) (Rose Ø 63mm) (Projection 63mm) |



Pewter Finish
(PF92B)






| Available finishes | Variant codes | Dimensions |
|--|---------------|---|
|  Bright Chrome | BC92C | (1/2 Sprung) (Knob Ø 64mm) (Rose Ø 70mm) (Projection 68mm) |
|  Polished Brass | PB92C | (1/2 Sprung) (Knob Ø 64mm) (Rose Ø 70mm) (Projection 68mm) |
|  Antique Brass | XL92C | (1/2 Sprung) (Knob Ø 64mm) (Rose Ø 70mm) (Projection 68mm) |



Polished Brass
(PB92B)

2.1. Queen Ann Reeded Mortice Knob

AH0096




| Available finishes | Variant codes | Dimensions |
|---|---------------|---|
|  Bright Chrome | BC96 | (1/2 Sprung) (Knob Ø 55mm) (Rose Ø 60mm) (Projection 86mm) |
|  Polished Brass | PB96 | (1/2 Sprung) (Knob Ø 55mm) (Rose Ø 60mm) (Projection 86mm) |
|  Pewter Finish | PF96 | (1/2 Sprung) (Knob Ø 55mm) (Rose Ø 60mm) (Projection 86mm) |
|  Polished Nickel | PN96 | (1/2 Sprung) (Knob Ø 55mm) (Rose Ø 60mm) (Projection 86mm) |
|  Antique Brass | XL96 | (1/2 Sprung) (Knob Ø 55mm) (Rose Ø 60mm) (Projection 86mm) |



Polished Brass
(PB96)

2.1. Princess Mortice Knob





AH0097

| Available finishes | Variant codes | Dimensions |
|--|---------------|---|
|  Bright Chrome | BC97 | (1/2 Sprung) (Knob Ø 53mm) (Rose Ø 60mm) (Projection 63mm) |
|  Polished Brass | PB97 | (1/2 Sprung) (Knob Ø 53mm) (Rose Ø 60mm) (Projection 63mm) |
|  Antique Brass | XL97 | (1/2 Sprung) (Knob Ø 53mm) (Rose Ø 60mm) (Projection 63mm) |



2.1. Oval Mortice Knob







AH0098

| Available finishes | Variant codes | Dimensions |
|---|---------------|--|
|  Bright Chrome | BC98 | (1/2 Sprung) (Knob 55mm x 37mm) (Rose Ø 58mm) (Projection 70mm) |
|  Polished Brass | PB98 | (1/2 Sprung) (Knob 55mm x 37mm) (Rose Ø 58mm) (Projection 70mm) |
|  Polished Nickel | PN98 | (1/2 Sprung) (Knob 55mm x 37mm) (Rose Ø 58mm) (Projection 70mm) |
|  Antique Brass | XL98 | (1/2 Sprung) (Knob 55mm x 37mm) (Rose Ø 58mm) (Projection 70mm) |



2.1. Mushroom Rim Knob

AH0437







| Available finishes | Variant codes | Dimensions |
|---|---------------|---|
|  Bright Chrome | BC437 | (Unsprung) (Knob Ø 52mm) (Rose Ø 55mm) (Projection 60mm) |
|  Polished Brass | PB437 | (Unsprung) (Knob Ø 52mm) (Rose Ø 55mm) (Projection 60mm) |
|  Pewter Finish | PF437 | (Unsprung) (Knob Ø 52mm) (Rose Ø 55mm) (Projection 60mm) |
|  Polished Nickel | PN437 | (Unsprung) (Knob Ø 52mm) (Rose Ø 55mm) (Projection 60mm) |
|  Satin Nickel | SN437 | (Unsprung) (Knob Ø 52mm) (Rose Ø 55mm) (Projection 60mm) |
|  Antique Brass | XL437 | (Unsprung) (Knob Ø 52mm) (Rose Ø 55mm) (Projection 60mm) |



Section 2: Door Furniture

2.1. Reeded Rim Knob



AH0439

| Available finishes | Variant codes | Dimensions |
|---|---------------|---|
|  Bright Chrome | BC439 | (Unsprung) (Knob Ø 53mm) (Rose Ø 60mm) (Projection 73mm) |
|  Polished Brass | PB439 | (Unsprung) (Knob Ø 53mm) (Rose Ø 60mm) (Projection 73mm) |
|  Pewter Finish | PF439 | (Unsprung) (Knob Ø 53mm) (Rose Ø 60mm) (Projection 73mm) |
|  Polished Nickel | PN439 | (Unsprung) (Knob Ø 53mm) (Rose Ø 60mm) (Projection 73mm) |
|  Satin Nickel | SN439 | (Unsprung) (Knob Ø 53mm) (Rose Ø 60mm) (Projection 73mm) |
|  Antique Brass | XL439 | (Unsprung) (Knob Ø 53mm) (Rose Ø 60mm) (Projection 73mm) |



2.1. Flat Octagonal Mortice Knobs


AH2004

| Available finishes | Variant codes | Dimensions |
|--|---------------|--|
|  Bright Chrome | BC2004 | (Un-Sprung) (Knob Ø 67mm) (Rose Ø 82mm) (Projection 75mm) |
|  Polished Brass | PB2004 | (Un-Sprung) (Knob Ø 67mm) (Rose Ø 82mm) (Projection 75mm) |




2.1. Art Deco Knob

AH1424

| Available finishes | Variant codes | Dimensions |
|---|---------------|-------------------|
|  Rose Copper | RC1424 | 200mm Latch Plate |




AH1425

| Available finishes | Variant codes | Dimensions |
|---|---------------|------------------|
|  Rose Copper | RC1425 | 200mm Lock Plate |




AH1426

| Available finishes | Variant codes | Dimensions |
|---|---------------|----------------------|
|  Rose Copper | RC1426 | 200mm Bathroom Plate |


2.1. Art Deco Lever

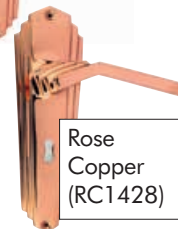
AH1427

| Available finishes | Variant codes | Dimensions |
|---|---------------|-------------------|
|  Rose Copper | RC1427 | 200mm Latch Plate |




AH1428

| Available finishes | Variant codes | Dimensions |
|---|---------------|------------------|
|  Rose Copper | RC1428 | 200mm Lock Plate |



AH1429

| Available finishes | Variant codes | Dimensions |
|---|---------------|----------------------|
|  Rose Copper | RC1429 | 200mm Bathroom Plate |

2.2. Tudor Lever Lock Furniture

AH0680

| Available finishes | Variant codes | Dimensions |
|---|---------------|---|
|  Bright Chrome | BC680 | Lock Plate 155mm x 53mm (Lever 102mm) (Projection 60mm) |

AH0681

| Available finishes | Variant codes | Dimensions |
|---|---------------|--|
|  Bright Chrome | BC681 | Latch Plate 155mm x 53mm (Lever 102mm) (Projection 60mm) |

AH0682

| Available finishes | Variant codes | Dimensions |
|---|---------------|---|
|  Bright Chrome | BC682 | Bathroom Plate 155mm x 53mm (Lever 102mm) (Projection 60mm) |

Bright Chrome
(BC681)

2.2. Susy Round Rose AH1094

| Available finishes | Variant codes | Dimensions |
|---|---------------|---|
|  Antique Brass | XL1094 | (Roses Ø50mm) (Lever 118mm) (Projection 68mm) |

Antique Brass
(XL1094)

2.2. Susy Lever Round Rose AH1368

| Available finishes | Variant codes | Dimensions |
|---|---------------|--|
|  Pewter Finish | PF1368 | (Lever 118mm) (Roses Ø 50mm) (Projection 68mm) |


Pewter Finish
(PF1368)

2.2. Braga Round Rose AH1402

| Available finishes | Variant codes | Dimensions |
|---|---------------|--|
|  Polished Nickel | PN1402 | (Roses Ø 50mm) (Lever 125mm) (Projection 60mm) |

Polished Nickel
(PN1402)


2.2. Lisbon Round Rose AH1403

| Available finishes | Variant codes | Dimensions |
|---|---------------|--|
|  Polished Nickel | PN1403 | (Roses Ø 50mm) (Lever 125mm) (Projection 65mm) |

Polished Nickel
(PN1403)

2.2. Faro Round Rose AH1404

| Available finishes | Variant codes | Dimensions |
|---|---------------|--|
|  Polished Nickel | PN1404 | (Roses Ø 50mm) (Lever 131mm) (Projection 66mm) |

Polished Nickel
(PN1404)

2.3. Bow Handle

AH0112



Bright Chrome
(BC112B)



Polished Brass
(PB112B)

| Available finishes | Variant codes | Dimensions |
|--|---------------|--|
|  Bright Chrome | BC112A | 152mm x 34mm (Back Plate Ø 34mm) (Projection 23mm) |
|  Bright Chrome | BC112B | 178mm x 40mm (Back Plate Ø 40mm) (Projection 23mm) |
|  Polished Brass | PB112A | 152mm x 34mm (Back Plate Ø 34mm) (Projection 23mm) |
|  Polished Brass | PB112B | 178mm x 40mm (Back Plate Ø 40mm) (Projection 23mm) |
|  Satin Chrome Plate | SCP112A | 152mm x 34mm (Back Plate Ø 34mm) (Projection 23mm) |
|  Satin Chrome Plate | SCP112B | 178mm x 40mm (Back Plate Ø 40mm) (Projection 23mm) |
|  Antique Brass | XL112A | 152mm x 34mm (Back Plate Ø 34mm) (Projection 23mm) |
|  Antique Brass | XL112B | 178mm x 40mm (Back Plate Ø 40mm) (Projection 23mm) |


NEW

2.4. Swan Necked Bolt

AH2000



Bright Chrome
(BC2000A)



Polished Brass
(PB2000A)



Polished Brass
(SCP2000A)

| Available finishes | Variant codes | Dimensions |
|--|---------------|---|
|  Bright Chrome | BC2000A | 152mm x 36mm (Flat Keep 18mm x 50mm / Angle Keep 25mm x 50mm) (Throw 17mm) |
|  Polished Brass | PB2000A | 152mm x 36mm (Flat Keep 18mm x 50mm / Angle Keep 25mm x 50mm) (Throw 17mm) |
|  Satin Chrome Plate | SCP2000A | 152mm x 36mm (Flat Keep 18mm x 50mm / Angle Keep 25mm x 50mm) (Throw 17mm) |
|  Antique Brass | XL2000A | 152mm x 36mm (Flat Keep 18mm x 50mm / Angle Keep 25mm x 50mm) (Throw 17mm) |

Section 2: Door Furniture

2.5. Covered Escutcheon

AH0103

Bright Chrome
(BC103)



| Available finishes | Variant codes | Dimensions |
|--------------------|---------------|-------------|
| Bright Chrome | BC103 | 41mm x 33mm |
| Polished Brass | PB103 | 41mm x 33mm |
| Satin Chrome Plate | SCP103 | 41mm x 33mm |
| Antique Brass | XL103 | 41mm x 33mm |

2.5. Open Escutcheon

AH0104

Polished Brass
(PB104)



| Available finishes | Variant codes | Dimensions |
|--------------------|---------------|------------|
| Bright Chrome | BC104 | Ø 32mm |
| Polished Brass | PB104 | Ø 32mm |
| Satin Chrome Plate | SCP104 | Ø 32mm |
| Pewter Finish | PF104 | Ø 32mm |
| Polished Nickel | PN104 | Ø 32mm |
| Antique Brass | XL104 | Ø 32mm |

2.5. Round Top Cylinder Pull

AH0106

Bright Chrome
(PB106)




| Available finishes | Variant codes | Dimensions |
|--------------------|---------------|-------------|
| Bright Chrome | BC106 | 80mm x 41mm |
| Polished Brass | PB106 | 80mm x 41mm |
| Satin Chrome Plate | SCP106 | 80mm x 41mm |
| Antique Brass | XL106 | 80mm x 41mm |

2.5. Square Top Cylinder Pull

AH0237

Bright Chrome
(BC237)



| Available finishes | Variant codes | Dimensions |
|--------------------|---------------|-------------|
| Bright Chrome | BC237 | 68mm x 48mm |
| Polished Brass | PB237 | 68mm x 48mm |
| Satin Chrome Plate | SCP237 | 68mm x 48mm |

2.5. Reeded Covered Escutcheon

AH0283

Bright Chrome
(BC283)



| Available finishes | Variant codes | Dimensions |
|--------------------|---------------|-------------|
| Antique Brass | XL283 | 40mm x 30mm |
| Polished Brass | PB283 | 40mm x 30mm |
| Bright Chrome | BC283 | 40mm x 30mm |

2.5. Pear Drop Covered Escutcheon

AH0373

Bright Chrome
(PB283)



| Available finishes | Variant codes | Dimensions |
|--------------------|---------------|-------------|
| Bright Chrome | BC373 | 44mm x 27mm |
| Polished Brass | PB373 | 44mm x 27mm |

2.5. Covered Heavy Escutcheon



Polished Brass (BC624)

AH0624

| Available finishes | Variant codes | Dimensions |
|--------------------|---------------|-------------|
| Bright Chrome | BC624 | 42mm x 33mm |
| Polished Brass | PB624 | 42mm x 33mm |
| Satin Chrome Plate | SCP624 | 42mm x 33mm |
| Pewter Finish | PF624 | 42mm x 33mm |
| Polished Nickel | PN624 | 42mm x 33mm |
| Antique Brass | XL624 | 42mm x 33mm |

2.5. Heavy Open Escutcheon



Bright Chrome (XL464)

AH0464

| Available finishes | Variant codes | Dimensions |
|--------------------|---------------|------------|
| Antique Brass | XL464 | Ø 40mm |

2.5. Slotted Profile Escutcheon



Pewter Finish (PF1321)

AH1321

| Available finishes | Variant codes | Dimensions |
|--------------------|---------------|------------|
| Pewter Finish | PF1321 | Ø 50mm |

AH1322



Polished Nickel (PN1322)

Antique Brass (XL1322)

| Available finishes | Variant codes | Dimensions |
|--------------------|---------------|------------|
| Polished Nickel | PN1322 | Ø 50mm |
| Antique Brass | XL1322 | Ø 50mm |

2.5. Tudor Open Escutcheon



Polished Brass (PB688)

AH0688

| Available finishes | Variant codes | Dimensions |
|--------------------|---------------|------------|
| Bright Chrome | BC688 | Ø 41mm |
| Polished Brass | PB688 | Ø 41mm |
| Satin Chrome Plate | SCP688 | Ø 41mm |
| Antique Brass | XL688 | Ø 41mm |

2.5. Large Lady Escutcheon Cover



Polished Brass (PB2013)

AH2013

| Available finishes | Variant codes | Dimensions |
|--------------------|---------------|-------------|
| Bright Chrome | BC2013 | 71mm x 25mm |
| Polished Brass | PB2013 | 71mm x 25mm |
| Satin Chrome Plate | SCP2013 | 71mm x 25mm |
| Antique Brass | XL2013 | 71mm x 25mm |

2.5. Oval Lady Escutcheon Cover



Bright Chrome (BC2014)

AH2014

| Available finishes | Variant codes | Dimensions |
|--------------------|---------------|-------------|
| Bright Chrome | BC2014 | 50mm x 33mm |
| Polished Brass | PB2014 | 50mm x 33mm |
| Satin Chrome Plate | SCP2014 | 50mm x 33mm |
| Antique Brass | XL2014 | 50mm x 33mm |

Section 2: Door Furniture

2.6. Rim Lock

BH0043



Polished Brass
(BH43)

Solid Brass
Rim Lock



Antique Brass
(BH44)

Solid Brass
Rim Lock



Pewter Finish
(BH45)

Solid Brass
Rim Lock



Satin Nickel
(BH46)

Solid Brass
Rim Lock









Polished Nickel
(BH48)

Steel Rim
Lock



Bright Chrome
(BH47)







Steel Rim
Lock

| Available finishes | Variant codes | Dimensions |
|--|---------------|--------------------------|
|  Polished Brass | BH43 | Width 155mm Height 105mm |
|  Antique Brass | BH44 | Width 155mm Height 105mm |
|  Pewter Finish | BH45 | Width 155mm Height 105mm |
|  Satin Chrome Plate | BH46 | Width 155mm Height 105mm |
|  Bright Chrome | BH47 | Width 155mm Height 105mm |
|  Polished Nickel | BH48 | Width 155mm Height 105mm |

2.6. Tubular Latch CE Heavy Duty Bolt

BH0077




| Available finishes | Variant codes | Dimensions |
|--|---------------|---------------------|
|  Antique Brass Forend | BH77AB/3 | 76mm Tubular Latch |
|  Antique Brass Forend | BH77AB/4 | 102mm Tubular Latch |
|  Antique Brass Forend | BH77AB/5 | 127mm Tubular Latch |
|  Electro Brass / Bright Chrome | BH77EBBC/3 | 76mm Tubular Latch |
|  Electro Brass / Bright Chrome | BH77EBBC/4 | 102mm Tubular Latch |
|  Electro Brass / Bright Chrome | BH77EBBC/5 | 127mm Tubular Latch |

Electro Brass /
Bright Chrome
(BH77EBBC/3)

2.6. Fancy Rim Latch

BH1010

| Available finishes | Variant codes | Dimensions |
|---|---------------|---|
|  Black | BH1010BL | 125mm x 120mm (Keep 23mm x 88mm) (Backset 79mm) |





With Locking
Snib

Black
(BH1010BL)

Section 2: Door Furniture

2.7. Hat & Coat Hook

AH0108



| Available finishes | Variant codes | Dimensions |
|---|---------------|--|
|  Rose Copper | RC108A | 140mm x 34mm (Back Plate 48mm x 34mm) (Projection 70mm) |
|  Antique Brass | XL108A | 140mm x 34mm (Back Plate 48mm x 34mm) (Projection 70mm) |

Rose Copper
(RC108A)



2.7. Robe Hook

AH0109



| Available finishes | Variant codes | Dimensions |
|---|---------------|---|
|  Rose Copper | RC109 | 45mm x 18mm (Back Plate 44mm x 18mm) (Projection 41mm) |
|  Antique Brass | XL109 | 45mm x 18mm (Back Plate 44mm x 18mm) (Projection 41mm) |

Rose Copper
(RC109)



2.7. Double Robe Hook

AH0110

| Available finishes | Variant codes | Dimensions |
|---|---------------|--|
|  Rose Copper | RC110 | Height 56mm x Width 64mm (Back Plate 48mm x 22mm)(Projection 26mm) |
|  Antique Brass | XL110 | Height 56mm x Width 64mm (Back Plate 48mm x 22mm) (Projection 26mm) |

Rose Copper
(RC110)



2.7. Hooded Half Moon Door Stop

AH0243

| Available finishes | Variant codes | Dimensions |
|---|---------------|-------------|
|  Antique Brass | XL243 | 45mm x 40mm |
|  Polished Nickel | PN243 | 45mm x 40mm |

Rose Copper
(XL243)



2.7. Cleat Hook

AH0131



Bright Chrome
(BC131C)



Polished Brass
(PB131B)

| Available finishes | Variant codes | Dimensions |
|--------------------|---------------|----------------------------------|
| Bright Chrome | BC131A | 65mm x 17mm (Projection 13mm) |
| Bright Chrome | BC131B | 76mm x 19mm (Projection 19mm) |
| Bright Chrome | BC131C | 97mm x 26mm (Projection 21mm) |
| Polished Brass | PB131A | 65mm x 17mm (Projection 13mm) |
| Polished Brass | PB131B | 76mm x 19mm (Projection 19mm) |
| Polished Brass | PB131C | 97mm x 26mm (Projection 21mm) |
| Satin Chrome Plate | SCP131A | 65mm x 17mm (Projection 13mm) |
| Satin Chrome Plate | SCP131B | 76mm x 19mm (Projection 19mm) |
| Satin Chrome Plate | SCP131C | 97mm x 26mm (Projection 21mm) |

2.7. Dome Door Stop

AH1388



Bright Chrome
(BC1388)





| Available finishes | Variant codes | Dimensions |
|--------------------|---------------|--|
| Bright Chrome | BC1388 | (Base Ø 20mm) (Ring Ø 26mm) (Projection 25m) |
| Satin Chrome Plate | SCP1388 | (Base Ø 20mm) (Ring Ø 26mm) (Projection 25m) |


Section 3: Cabinet Hardware

3.0. Showcase Fastener

AH0045

Rose Copper
(RC45)

| Available finishes | Variant codes | Dimensions |
|--|---------------|--|
|  Bright Chrome | BC45 | (Back Plates 44mm x 13mm) (Throw 15mm) (Projection 25mm) |
|  Polished Brass | PB45 | (Back Plates 44mm x 13mm) (Throw 15mm) (Projection 25mm) |
|  Rose Copper | RC45 | (Back Plates 44mm x 13mm) (Throw 15mm) (Projection 25mm) |
|  Satin Chrome Plate | SCP45 | (Back Plates 44mm x 13mm) (Throw 15mm) (Projection 25mm) |



3.0. Victorian Solid Cupboard Knob


AH0140



| Available finishes | Variant codes | Dimensions |
|--|---------------|--|
|  Bright Chrome | BC140B | (Knob Ø 22mm) (Back Plate Ø 25mm) (Projection 24mm) |
|  Bright Chrome | BC140C | (Knob Ø 28mm) (Back Plate Ø 32mm) (Projection 29mm) |
|  Bright Chrome | BC140D | (Knob Ø 35mm) (Back Plate Ø 38mm) (Projection 33mm) |
|  Polished Brass | PB140B | (Knob Ø 22mm) (Back Plate Ø 25mm) (Projection 24mm) |
|  Polished Brass | PB140C | (Knob Ø 28mm) (Back Plate Ø 32mm) (Projection 29mm) |
|  Polished Brass | PB140D | (Knob Ø 35mm) (Back Plate Ø 38mm) (Projection 33mm) |
|  Pewter Finish | PF140B | (Knob Ø 22mm) (Back Plate Ø 25mm) (Projection 24mm) |
|  Pewter Finish | PF140C | (Knob Ø 28mm) (Back Plate Ø 32mm) (Projection 29mm) |
|  Pewter Finish | PF140D | (Knob Ø 35mm) (Back Plate Ø 38mm) (Projection 33mm) |
|  Polished Nickel | PN140B | (Knob Ø 22mm) (Back Plate Ø 25mm) (Projection 24mm) |
|  Polished Nickel | PN140C | (Knob Ø 28mm) (Back Plate Ø 32mm) (Projection 29mm) |
|  Polished Nickel | PN140D | (Knob Ø 35mm) (Back Plate Ø 38mm) (Projection 33mm) |
|  Rose Copper | RC140B | Knob Ø 26mm) (Back Plate Ø 25mm) (Projection 24mm) |
|  Rose Copper | RC140C | (Knob Ø 32mm) (Back Plate Ø 32mm) (Projection 29mm) |
|  Rose Copper | RC140D | (Knob Ø 38mm) (Back Plate Ø 38mm) (Projection 32mm) |
|  Satin Chrome Plate | SCP140B | (Knob Ø 22mm) (Back Plate Ø 25mm) (Projection 24mm) |
|  Satin Chrome Plate | SCP140C | (Knob Ø 28mm) (Back Plate Ø 32mm) (Projection 29mm) |
|  Satin Chrome Plate | SCP140D | (Knob Ø 35mm) (Back Plate Ø 38mm) (Projection 32mm) |
|  Antique Brass | XL140B | Knob Ø 26mm) (Back Plate Ø 25mm) (Projection 24mm) |
|  Antique Brass | XL140C | (Knob Ø 32mm) (Back Plate Ø 32mm) (Projection 29mm) |
|  Antique Brass | XL140D | (Knob Ø 38mm) (Back Plate Ø 38mm) (Projection 32mm) |

3.0. Table Fork

AH0047



Polished Brass
(PB47)

| Available finishes | Variant codes | Dimensions |
|--------------------|---------------|--|
| Polished Brass | PB47 | (Fork 76mm x 52mm) (Keep 33mm x 27mm) |

3.0. Drawer Pull

AH0159



Pewter Finish
(PF159)



Polished Brass
(PB159)

| Available finishes | Variant codes | Dimensions |
|--------------------|---------------|----------------------------------|
| Bright Chrome | BC159 | 90mm x 43mm (Projection 19mm) |
| Polished Brass | PB159 | 90mm x 43mm (Projection 19mm) |
| Pewter Finish | PF159 | 90mm x 43mm (Projection 19mm) |
| Polished Nickel | PN159 | 90mm x 43mm (Projection 19mm) |
| Rose Copper | RC159 | 90mm x 43mm (Projection 19mm) |
| Satin Chrome Plate | SCP159 | 90mm x 43mm (Projection 19mm) |
| Antique Brass | XL159 | 90mm x 43mm (Projection 19mm) |

3.0. Rectangular Flush Ring

AH0160



Bright Chrome
(BC160B)



Polished Brass
(PB160A)

| Available finishes | Variant codes | Dimensions |
|--------------------|---------------|---|
| Bright Chrome | BC160A | 54mm x 37mm (Depth 13mm) (Ring Ø18mm) |
| Bright Chrome | BC160B | 65mm x 48mm (Depth 14mm) (Ring Ø24mm) |
| Polished Brass | PB160A | 54mm x 37mm (Depth 13mm) (Ring Ø18mm) |
| Polished Brass | PB160B | 65mm x 48mm (Depth 14mm) (Ring Ø24mm) |
| Satin Chrome Plate | SCP160A | 54mm x 37mm (Depth 13mm) (Ring Ø18mm) |
| Satin Chrome Plate | SCP160B | 65mm x 48mm (Depth 14mm) (Ring Ø24mm) |
| Antique Brass | XL160A | 54mm x 37mm (Depth 13mm) (Ring Ø18mm) |
| Antique Brass | XL160B | 65mm x 48mm (Depth 14mm) (Ring Ø24mm) |


Section 3: Cabinet Hardware

3.0. Chest Corner

AH0166



Polished Brass
(PB166)


| Available finishes | Variant codes | Dimensions |
|--|---------------|--------------------|
|  Polished Brass | PB166 | 50mm x 50mm x 17mm |

3.0. Chest Strap

AH0167




Polished Brass
(PB167)

| Available finishes | Variant codes | Dimensions |
|--|---------------|--------------------|
|  Polished Brass | PB167 | 51mm x 51mm x 16mm |

3.0. Cupboard Catch with Knurled Knob

AH0580



Bright Chrome
(BC580)


| Available finishes | Variant codes | Dimensions |
|--|---------------|---|
|  Bright Chrome | BC580 | 55mm x 40mm (Keep 55mm x 14mm) (Throw 7mm) (Projection 31mm) |
|  Polished Brass | PB580 | 55mm x 40mm (Keep 55mm x 14mm) (Throw 7mm) (Projection 31mm) |
|  Satin Chrome Plate | SCP580 | 55mm x 40mm (Keep 55mm x 14mm) (Throw 7mm) (Projection 31mm) |

3.0. Ball Cupboard Knob


AH0704



Bright Chrome
(PB704)

| Available finishes | Variant codes | Dimensions |
|---|---------------|--|
|  Bright Chrome | BC704 | (Knob and Back Plate Ø 25mm) (Projection 30mm) |

AH0705

| Available finishes | Variant codes | Dimensions |
|---|---------------|--|
|  Bright Chrome | BC705 | (Knob and Back Plate Ø 30mm) (Projection 38mm) |

3.0. Oval Cupboard Knob

AH0870



Rose Copper
(RC870)

| Available finishes | Variant codes | Dimensions |
|--------------------|---------------|--|
| Rose Copper | RC870 | (Knob 24mm x 18mm) (Back Plate Ø 23mm) (Projection 28mm) |

AH0871



Rose Copper
(RC871)

| Available finishes | Variant codes | Dimensions |
|--------------------|---------------|--|
| Bright Chrome | BC871 | (Knob 33mm x 22mm) (Back Plate Ø 28mm) (Projection 34mm) |
| Polished Brass | PB871 | (Knob 33mm x 22mm) (Back Plate Ø 28mm) (Projection 34mm) |
| Polished Nickel | PN871 | (Knob 33mm x 22mm) (Back Plate Ø 28mm) (Projection 34mm) |
| Rose Copper | RC871 | (Knob 33mm x 22mm) (Back Plate Ø 28mm) (Projection 34mm) |
| Antique Brass | XL871 | (Knob 33mm x 22mm) (Back Plate Ø 28mm) (Projection 34mm) |

AH0872



Rose Copper
(RC872)

| Available finishes | Variant codes | Dimensions |
|--------------------|---------------|--|
| Bright Chrome | BC872 | (Knob 36mm x 22mm) (Back Plate Ø 33mm) (Projection 35mm) |
| Polished Brass | PB872 | (Knob 36mm x 22mm) (Back Plate Ø 33mm) (Projection 35mm) |
| Polished Nickel | PN872 | (Knob 36mm x 22mm) (Back Plate Ø 33mm) (Projection 35mm) |
| Rose Copper | RC872 | (Knob 36mm x 22mm) (Back Plate Ø 33mm) (Projection 35mm) |
| Antique Brass | XL872 | (Knob 36mm x 22mm) (Back Plate Ø 33mm) (Projection 35mm) |



Section 3: Cabinet Hardware

3.0. Fold Away Hanger Support

AH0708



Polished Brass
(BC708)

| Available finishes | Variant codes | Dimensions |
|--|---------------|-----------------------------------|
|  Bright Chrome | BC708 | 73mm x 51mm (Projection 175mm) |
|  Polished Brass | PB708 | 73mm x 51mm (Projection 175mm) |

3.0. Cupboard Catch with Oval Knob

AH0899



Polished Brass
(PB899)

| Available finishes | Variant codes | Dimensions |
|--|---------------|--|
|  Bright Chrome | BC899 | (Catch 55mm x 40mm) (Keep 55mm x 14mm) (Throw 8mm) |
|  Polished Brass | PB899 | (Catch 55mm x 40mm) (Keep 55mm x 14mm) (Throw 8mm) |
|  Rose Copper | RC899 | (Catch 55mm x 40mm) (Keep 55mm x 14mm) (Throw 8mm) |
|  Antique Brass | XL899 | (Catch 55mm x 40mm) (Keep 55mm x 14mm) (Throw 8mm) |

3.0. Slam Catch



AH0797



Bright Chrome
(BC797)



Polished Brass
(PB797)



| Available finishes | Variant codes | Dimensions |
|--|---------------|---|
|  Bright Chrome | BC797 | (Back Plates 50mm x 15mm) (Catch Handle 64mm x 44mm) |
|  Polished Brass | PB797 | (Back Plates 50mm x 15mm) (Catch Handle 64mm x 44mm) |

3.0. Swan Neck Handle

AH0992









Polished Brass
(XL992)

| Available finishes | Variant codes | Dimensions |
|---|---------------|---|
|  Antique Brass | XL992 | 110mm x 55mm (Handle 67mm x 40mm) (Roses Ø 31mm) (Bolt Centres 79mm) |
|  Antique Brass | XL998 | 121mm x 55mm (Handle 81mm x 40mm) (Roses Ø 31mm) (Bolt Centres 91mm) |

3.0. Reeded Cupboard Knob (Solid)

AH0974

| Available finishes | Variant codes | Dimensions |
|---|---------------|---|
|  Bright Chrome | BC974 | (Knob Ø 25mm) (Back Plate Ø 28mm) (Projection 38mm) |
|  Polished Brass | PB974 | (Knob Ø 25mm) (Back Plate Ø 28mm) (Projection 38mm) |
|  Pewter Finish | PF974 | (Knob Ø 25mm) (Back Plate Ø 28mm) (Projection 38mm) |
|  Polished Nickel | PN974 | (Knob Ø 25mm) (Back Plate Ø 28mm) (Projection 38mm) |
|  Rose Copper | RC974 | (Knob Ø 25mm) (Back Plate Ø 28mm) (Projection 38mm) |
|  Antique Brass | XL974 | (Knob Ø 25mm) (Back Plate Ø 28mm) (Projection 38mm) |



Pewter Finish (PF974)



AH0975



Pewter Finish (PF975)

| Available finishes | Variant codes | Dimensions |
|---|---------------|---|
|  Bright Chrome | BC975 | (Knob Ø 32mm) (Back Plate Ø 35mm) (Projection 51mm) |
|  Polished Brass | PB975 | (Knob Ø 32mm) (Back Plate Ø 35mm) (Projection 51mm) |
|  Pewter Finish | PF975 | (Knob Ø 32mm) (Back Plate Ø 35mm) (Projection 51mm) |
|  Polished Nickel | PN975 | (Knob Ø 32mm) (Back Plate Ø 35mm) (Projection 51mm) |
|  Rose Copper | RC975 | (Knob Ø 32mm) (Back Plate Ø 35mm) (Projection 51mm) |
|  Antique Brass | XL975 | (Knob Ø 32mm) (Back Plate Ø 35mm) (Projection 51mm) |

AH0976



Bright Chrome (BC976)








Polished Brass (PB976)

| Available finishes | Variant codes | Dimensions |
|---|---------------|---|
|  Bright Chrome | BC976 | (Knob Ø 35mm) (Back Plate Ø 40mm) (Projection 52mm) |
|  Polished Brass | PB976 | (Knob Ø 35mm) (Back Plate Ø 40mm) (Projection 52mm) |
|  Pewter Finish | PF976 | (Knob Ø 35mm) (Back Plate Ø 40mm) (Projection 52mm) |
|  Polished Nickel | PN976 | (Knob Ø 35mm) (Back Plate Ø 40mm) (Projection 52mm) |
|  Rose Copper | RC976 | (Knob Ø 35mm) (Back Plate Ø 40mm) (Projection 52mm) |
|  Antique Brass | XL976 | (Knob Ø 35mm) (Back Plate Ø 40mm) (Projection 52mm) |

Section 3: Cabinet Hardware

3.0. Stepped Cupboard Knob

AH1301

| Available finishes | Variant codes | Dimensions |
|---|---------------|---|
|  Bright Chrome | BC1301 | (Knob Ø 25mm) (Back Plate Ø 17mm) (Projection 21mm) |
|  Polished Brass | PB1301 | (Knob Ø 25mm) (Back Plate Ø 17mm) (Projection 21mm) |
|  Pewter Finish | PF1301 | (Knob Ø 25mm) (Back Plate Ø 17mm) (Projection 21mm) |
|  Polished Nickel | PN1301 | (Knob Ø 25mm) (Back Plate Ø 17mm) (Projection 21mm) |
|  Antique Brass | XL1301 | (Knob Ø 25mm) (Back Plate Ø 17mm) (Projection 21mm) |




Polished Brass
(PB1301)



AH1302



Pewter Finish
(PF1302)

| Available finishes | Variant codes | Dimensions |
|---|---------------|---|
|  Bright Chrome | BC1302 | (Knob Ø 32mm) (Back Plate Ø 20mm) (Projection 26mm) |
|  Polished Brass | PB1302 | (Knob Ø 32mm) (Back Plate Ø 20mm) (Projection 26mm) |
|  Pewter Finish | PF1302 | (Knob Ø 32mm) (Back Plate Ø 20mm) (Projection 26mm) |
|  Polished Nickel | PN1302 | (Knob Ø 32mm) (Back Plate Ø 20mm) (Projection 26mm) |
|  Antique Brass | XL1302 | (Knob Ø 32mm) (Back Plate Ø 20mm) (Projection 26mm) |

AH1303



Pewter Finish
(PF1303)

| Available finishes | Variant codes | Dimensions |
|---|---------------|---|
|  Bright Chrome | BC1303 | (Knob Ø 38mm) (Back Plate Ø 25mm) (Projection 30mm) |
|  Polished Brass | PB1303 | (Knob Ø 38mm) (Back Plate Ø 25mm) (Projection 30mm) |
|  Pewter Finish | PF1303 | (Knob Ø 38mm) (Back Plate Ø 25mm) (Projection 30mm) |
|  Polished Nickel | PN1303 | (Knob Ø 38mm) (Back Plate Ø 25mm) (Projection 30mm) |
|  Antique Brass | XL1303 | (Knob Ø 38mm) (Back Plate Ø 25mm) (Projection 30mm) |

3.0. Cube Cupboard Knob

AH1396



Bright Chrome
(BC1396)

| Available finishes | Variant codes | Dimensions |
|--------------------|---------------|---|
| Bright Chrome | BC1396 | (Knob 15mm x 15mm) (Projection 23mm) |

AH1397


| Available finishes | Variant codes | Dimensions |
|--------------------|---------------|---|
| Bright Chrome | BC1397 | (Knob 18mm x 18mm) (Projection 26mm) |

AH1398

| Available finishes | Variant codes | Dimensions |
|--------------------|---------------|---|
| Bright Chrome | BC1398 | (Knob 25mm x 25mm) (Projection 32mm) |

3.0. T-Bar Handle


AH1435



Rose Copper
(RC1435)

| Available finishes | Variant codes | Dimensions |
|--------------------|---------------|------------------------------------|
| Rose Copper | RC1435 | 150mm T-Bar Handle 96mm Centres |

AH1436



Rose Copper
(RC1436)

| Available finishes | Variant codes | Dimensions |
|--------------------|---------------|-------------------------------------|
| Rose Copper | RC1435 | 220mm T-Bar Handle 203mm Centres |

Section 3: Cabinet Hardware

3.0. Concealed Hooded Pull

AH2006

Antique Brass
(XL2006)



NEW

| Available finishes | Variant codes | Dimensions |
|--------------------|---------------|---|
| Bright Chrome | PB2006 | 90mm x 45mm (Projection 19mm) (Bolt Centres 65mm) |
| Polished Brass | BC2006 | 90mm x 45mm (Projection 19mm) (Bolt Centres 65mm) |
| Antique Brass | XL2006 | 90mm x 45mm (Projection 19mm) (Bolt Centres 65mm) |

3.0. Bun Cupboard Knob

AH2007

Bright Chrome
(BC2007)



NEW

| Available finishes | Variant codes | Dimensions |
|--------------------|---------------|--|
| Polished Brass | PB2007A | (Knob Ø 32mm) (Rose Ø 15mm) (Projection 30mm) |
| Polished Brass | PB2007B | (Knob Ø 38mm) (Rose Ø 16mm) (Projection 32mm) |
| Bright Chrome | BC2007A | (Knob Ø 32mm) (Rose Ø 15mm) (Projection 30mm) |
| Bright Chrome | BC2007B | (Knob Ø 38mm) (Rose Ø 16mm) (Projection 32mm) |
| Antique Brass | XL2007A | (Knob Ø 32mm) (Rose Ø 15mm) (Projection 30mm) |
| Antique Brass | XL2007B | (Knob Ø 38mm) (Rose Ø 16mm) (Projection 32mm) |

3.0. Card / Label Frames

AH2008

Bright Chrome
(BC2008A)



NEW

| Available finishes | Variant codes | Dimensions |
|--------------------|---------------|--|
| Polished Brass | PB2008A | (Overall 67mm x 32mm) (Card Size 51mm x 25mm) |
| Bright Chrome | BC2008A | (Overall 67mm x 32mm) (Card Size 51mm x 25mm) |

Bright Chrome
(BC2008B)



NEW

| Available finishes | Variant codes | Dimensions |
|--------------------|---------------|--|
| Polished Brass | PB2008B | (Overall 90mm x 35mm) (Card Size 66mm x 24mm) |
| Bright Chrome | BC2008B | (Overall 90mm x 35mm) (Card Size 66mm x 24mm) |

Polished Brass
(PB2008C)



NEW

| Available finishes | Variant codes | Dimensions |
|--------------------|---------------|--|
| Polished Brass | PB2008C | (Overall 90mm x 17mm) (Card Size 76mm x 16mm) |
| Bright Chrome | BC2008C | (Overall 90mm x 17mm) (Card Size 76mm x 16mm) |

Polished Brass
(PB2008D)



NEW

| Available finishes | Variant codes | Dimensions |
|--------------------|---------------|---|
| Polished Brass | PB2008D | (Overall 114mm x 55 mm) (Card Size 100mm x 50mm) |
| Bright Chrome | BC2008D | (Overall 114mm x 55 mm) (Card Size 100mm x 50mm) |

4.0. Shelf Bracket For Wood







Bright Chrome
(BC467)







Polished Brass
(PB467)





AH0466

| Available finishes | Variant codes | Dimensions |
|--|---------------|---------------------|
|  Bright Chrome | BC466 | 104mm x 99mm x 10mm |
|  Polished Brass | PB466 | 104mm x 99mm x 10mm |
|  Satin Chrome Plate | SCP466 | 104mm x 99mm x 10mm |
|  Antique Brass | XL466 | 104mm x 99mm x 10mm |

AH0467

| Available finishes | Variant codes | Dimensions |
|--|---------------|----------------------|
|  Bright Chrome | BC467 | 149mm x 149mm x 16mm |
|  Polished Brass | PB467 | 149mm x 149mm x 16mm |
|  Satin Chrome Plate | SCP467 | 149mm x 149mm x 16mm |
|  Antique Brass | XL467 | 149mm x 149mm x 16mm |




AH0468

| Available finishes | Variant codes | Dimensions |
|--|---------------|----------------------|
|  Bright Chrome | BC468 | 200mm x 205mm x 20mm |
|  Polished Brass | PB468 | 200mm x 205mm x 20mm |
|  Satin Chrome Plate | SCP468 | 200mm x 205mm x 20mm |
|  Antique Brass | XL468 | 200mm x 205mm x 20mm |

Section 4: Shelf Brackets




4.0. Shelf Bracket For Glass

AH0469

| Available finishes | Variant codes | Dimensions |
|--|---------------|---------------------|
|  Bright Chrome | BC469 | 96mm x 104mm x 20mm |
|  Polished Brass | PB469 | 96mm x 104mm x 20mm |
|  Antique Brass | XL469 | 96mm x 104mm x 20mm |






AH0470

| Available finishes | Variant codes | Dimensions |
|---|---------------|----------------------|
|  Bright Chrome | BC470 | 152mm x 152mm x 30mm |
|  Polished Brass | PB470 | 152mm x 152mm x 30mm |
|  Antique Brass | XL470 | 152mm x 152mm x 30mm |






AH0471

| Available finishes | Variant codes | Dimensions |
|--|---------------|----------------------|
|  Bright Chrome | BC471 | 203mm x 210mm x 40mm |
|  Polished Brass | PB471 | 203mm x 210mm x 40mm |
|  Antique Brass | XL471 | 203mm x 210mm x 40mm |

4.0. Ornate Shelf Bracket

AH2009

| Available finishes | Variant codes | Dimensions |
|--|---------------|----------------------|
|  Polished Brass | PB2009A | 170mm x 120mm x 24mm |
|  Bright Chrome | BC2009A | 170mm x 120mm x 24mm |



NEW

5.0. Sash Handle

AH0117



| Available finishes | Variant codes | Dimensions |
|--------------------|---------------|--|
| Bright Chrome | BC117A | 104mm x 13mm (Fixing Area 21mm x 13mm) (Projection 18mm) |
| Bright Chrome | BC117B | 130mm x 13mm (Fixing Area 32mm x 13mm) (Projection 18mm) |
| Bright Chrome | BC117C | 165mm x 16mm (Fixing Area 31mm x 13mm) (Projection 27mm) |
| Polished Brass | PB117A | 104mm x 13mm (Fixing Area 21mm x 13mm) (Projection 18mm) |
| Polished Brass | PB117B | 130mm x 13mm (Fixing Area 32mm x 13mm) (Projection 18mm) |
| Polished Brass | PB117C | 165mm x 16mm (Fixing Area 31mm x 13mm) (Projection 27mm) |
| Satin Chrome Plate | SCP117A | 104mm x 13mm (Fixing Area 21mm x 13mm) (Projection 18mm) |
| Satin Chrome Plate | SCP117B | 130mm x 13mm (Fixing Area 32mm x 13mm) (Projection 18mm) |
| Satin Chrome Plate | SCP117C | 165mm x 16mm (Fixing Area 31mm x 13mm) (Projection 27mm) |

5.0. Spoon End Casement Stay

AH0124



| Available finishes | Variant codes | Dimensions |
|--------------------|---------------|--|
| Antique Brass | XL124B | 254mm (Pivot 46mm x 13mm) (Pins 47mm x 13mm) |
| Antique Brass | XL124C | 305mm (Pivot 46mm x 13mm) (Pins 47mm x 13mm) |
| Polished Brass | PB124A | 200mm (Pivot 46mm x 13mm) (Pins 47mm x 13mm) |
| Polished Brass | PB124B | 254mm (Pivot 46mm x 13mm) (Pins 47mm x 13mm) |
| Polished Brass | PB124C | 305mm (Pivot 46mm x 13mm) (Pins 47mm x 13mm) |
| Bright Chrome | BC124A | 200mm (Pivot 46mm x 13mm) (Pins 47mm x 13mm) |
| Bright Chrome | BC124B | 254mm (Pivot 46mm x 13mm) (Pins 47mm x 13mm) |
| Bright Chrome | BC124C | 305mm (Pivot 46mm x 13mm) (Pins 47mm x 13mm) |
| Satin Chrome Plate | SCP124A | 200mm (Pivot 46mm x 13mm) (Pins 47mm x 13mm) |
| Satin Chrome Plate | SCP124B | 254mm (Pivot 46mm x 13mm) (Pins 47mm x 13mm) |
| Satin Chrome Plate | SCP124C | 305mm (Pivot 46mm x 13mm) (Pins 47mm x 13mm) |

Section 5: Window Fittings

5.0. Spoon End Reversible Casement Fastener

AH0125

Polished Brass
(PB125)



| Available finishes | Variant codes | Dimensions |
|--------------------|---------------|--|
| Antique Brass | XL125 | (Handle 96mm x 23mm) (B/P 55mm x 17mm) (Hook Plate 55mm x 15mm) (Mortice Plate 68mm x 20mm) |
| Polished Brass | PB125 | (Handle 96mm x 23mm) (B/P 55mm x 17mm) (Hook Plate 55mm x 15mm) (Mortice Plate 68mm x 20mm) |
| Bright Chrome | BC125 | (Handle 96mm x 23mm) (B/P 55mm x 17mm) (Hook Plate 55mm x 15mm) (Mortice Plate 68mm x 20mm) |
| Satin Chrome Plate | SCP125 | (Handle 96mm x 23mm) (B/P 55mm x 17mm) (Hook Plate 55mm x 15mm) (Mortice Plate 68mm x 20mm) |

5.0. Pole Hook

AH0132

Polished Brass
(PB132)



| Available finishes | Variant codes | Dimensions |
|--------------------|---------------|-------------------------------------|
| Polished Brass | PB132 | 113mm x 73mm (Inner hole Ø 25mm) |
| Bright Chrome | BC132 | 113mm x 73mm (Inner hole Ø 25mm) |
| Satin Chrome Plate | SCP132 | 113mm x 73mm (Inner hole Ø 25mm) |

5.0. Curled Sash Lift

AH0130

Polished Brass
(PB130)



| Available finishes | Variant codes | Dimensions |
|--------------------|---------------|--|
| Antique Brass | XL130 | 50mm x 45mm (Fixing Plate 50mm x 19mm) (Projection 32mm) |
| Polished Brass | PB130 | 50mm x 45mm (Fixing Plate 50mm x 19mm) (Projection 32mm) |
| Bright Chrome | BC130 | 50mm x 45mm (Fixing Plate 50mm x 19mm) (Projection 32mm) |
| Satin Chrome Plate | SCP130 | 50mm x 45mm (Fixing Plate 50mm x 19mm) (Projection 32mm) |

5.0. Quadrant Fastener

AH0133

Bright Chrome
(BC133)



| Available finishes | Variant codes | Dimensions |
|--------------------|---------------|---------------------------|
| Polished Brass | PB133 | (Back Plates 70mm x 20mm) |
| Bright Chrome | BC133 | (Back Plates 70mm x 20mm) |
| Satin Chrome Plate | SCP133 | (Back Plates 70mm x 20mm) |

5.0. Fitch Fastener

AH0134




Bright Chrome
(BC134)

Polished Brass
(PB134)

| Available finishes | Variant codes | Dimensions |
|--------------------|---------------|---|
| Polished Brass | PB134 | (Fastener Back Plate 64mm x 15mm) (Keep Back Plate 67mm x 12mm) |
| Bright Chrome | BC134 | (Fastener Back Plate 64mm x 15mm) (Keep Back Plate 67mm x 12mm) |
| Satin Chrome Plate | SCP134 | (Fastener Back Plate 64mm x 15mm) (Keep Back Plate 67mm x 12mm) |

5.0. Brighton Fastener

AH0135



Bright Chrome
(BC135)

Polished Brass
(PB135)

| Available finishes | Variant codes | Dimensions |
|--------------------|---------------|---------------------------|
| Antique Brass | XL135 | (Back Plates 59mm x 22mm) |
| Polished Brass | PB135 | (Back Plates 59mm x 22mm) |
| Bright Chrome | BC135 | (Back Plates 59mm x 22mm) |
| Satin Chrome Plate | SCP135 | (Back Plates 59mm x 22mm) |

5.0. Screw Down Sliding Casement Stay

AH0874



Bright Chrome
(BC874)

(NB: Comes with round knurled turn button. Not as image.)

| Available finishes | Variant codes | Dimensions |
|--------------------|---------------|---|
| Polished Brass | PB874 | 254mm (Stay Fixing Plate 45mm x 14mm) (Screw Turn Fixing Plate 47mm x 17mm) |
| Bright Chrome | BC874 | 254mm (Stay Fixing Plate 45mm x 14mm) (Screw Turn Fixing Plate 47mm x 17mm) |
| Satin Chrome Plate | SCP874 | 254mm (Stay Fixing Plate 45mm x 14mm) (Screw Turn Fixing Plate 47mm x 17mm) |

5.0. Beehive Sash Fastener

AH0475

Polished Brass
(PB475)






| Available finishes | Variant codes | Dimensions |
|--------------------|---------------|--|
| Polished Brass | PB475 | (Back Plates 70mm x 20mm)(Projection 60mm) |
| Bright Chrome | BC475 | (Back Plates 70mm x 20mm)(Projection 60mm) |
| Satin Chrome Plate | SCP475 | (Back Plates 70mm x 20mm)(Projection 60mm) |

Section 5: Window Fittings

5.0. Pear Drop Casement Stay

AH0876

| Available finishes | Variant codes | Dimensions |
|--|---------------|--|
|  Polished Brass | PB876 | 200mm (Pivot 40mm x 14mm) (Pins 46mm x 14mm) |
|  Bright Chrome | BC876 | 200mm (Pivot 40mm x 14mm) (Pins 46mm x 14mm) |
|  Satin Chrome Plate | SCP876 | 200mm (Pivot 40mm x 14mm) (Pins 46mm x 14mm) |


AH0877

Polished Brass
(PB877)



| Available finishes | Variant codes | Dimensions |
|--|---------------|--|
|  Antique Brass | XL877 | 250mm (Pivot 40mm x 14mm) (Pins 46mm x 14mm) |
|  Polished Brass | PB877 | 250mm (Pivot 40mm x 14mm) (Pins 46mm x 14mm) |
|  Bright Chrome | BC877 | 250mm (Pivot 40mm x 14mm) (Pins 46mm x 14mm) |
|  Satin Chrome Plate | SCP877 | 250mm (Pivot 40mm x 14mm) (Pins 46mm x 14mm) |

AH0878

| Available finishes | Variant codes | Dimensions |
|--|---------------|--|
|  Antique Brass | XL878 | 300mm (Pivot 40mm x 14mm) (Pins 46mm x 14mm) |
|  Polished Brass | PB878 | 300mm (Pivot 40mm x 14mm) (Pins 46mm x 14mm) |
|  Bright Chrome | BC878 | 300mm (Pivot 40mm x 14mm) (Pins 46mm x 14mm) |
|  Satin Chrome Plate | SCP878 | 300mm (Pivot 40mm x 14mm) (Pins 46mm x 14mm) |



5.0. Pear Drop Reversible Casement Fastener

AH0879

Bright Chrome
(BC879)



With Hook and Mortise Plate






| Available finishes | Variant codes | Dimensions |
|--|---------------|--|
|  Antique Brass | XL879 | (Handle 105mm x 30mm) (B/P 60mm x 17mm) (Hook 60mm x 18mm) |
|  Polished Brass | PB879 | (Handle 105mm x 30mm) (B/P 60mm x 17mm) (Hook 60mm x 18mm) |
|  Bright Chrome | BC879 | (Handle 105mm x 30mm) (B/P 60mm x 17mm) (Hook 60mm x 18mm) |
|  Satin Chrome Plate | SCP879 | (Handle 105mm x 30mm) (B/P 60mm x 17mm) (Hook 60mm x 18mm) |

5.0. Locking Casement Stay Pin

AH0880

Antique Brass
(XL880)



| Available finishes | Variant codes | Dimensions |
|--|---------------|---------------------|
|  Antique Brass | XL880 | c/w key 40mm x 16mm |
|  Polished Brass | PB880 | c/w key 40mm x 16mm |
|  Bright Chrome | BC880 | c/w key 40mm x 16mm |
|  Satin Chrome Plate | SCP880 | c/w key 40mm x 16mm |
|  Matt Black | MB880 | c/w key 40mm x 16mm |

5.0. Quadrant Stay AH0881

Polished Brass (PB881)



| Available finishes | Variant codes | Dimensions |
|--------------------|---------------|--|
| Polished Brass | PB881 | 152mm Pair - (Back Plate 42mm x 15mm) (Striking Plate 12mm x 43mm) |
| Bright Chrome | BC881 | 152mm Pair - (Back Plate 42mm x 15mm) (Striking Plate 12mm x 43mm) |
| Satin Chrome Plate | SCP881 | 152mm Pair - (Back Plate 42mm x 15mm) (Striking Plate 12mm x 43mm) |

AH0882

| Available finishes | Variant codes | Dimensions |
|--------------------|---------------|--|
| Polished Brass | PB882 | 200mm Pair - (Back Plate 42mm x 15mm) (Striking Plate 12mm x 43mm) |
| Bright Chrome | BC882 | 200mm Pair - (Back Plate 42mm x 15mm) (Striking Plate 12mm x 43mm) |
| Satin Chrome Plate | SCP882 | 200mm Pair - (Back Plate 42mm x 15mm) (Striking Plate 12mm x 43mm) |

5.0. Monkey / Rat Tail Stay AH2010

Polished Brass (PB2010A)



NEW

| Available finishes | Variant codes | Dimensions |
|--------------------|---------------|--|
| Polished Brass | PB2010A | 255mm Pivot 47mm x 15mm Pins 41mm x 16mm |

5.0. Monkey / Rat Tail Fastener AH2011

Polished Brass (PB2011)



NEW

| Available finishes | Variant codes | Dimensions |
|--------------------|---------------|--|
| Polished Brass | PB2011 | Handle 90mm x 40mm (Back Plt 55mm x 16mm) (Mortice Plt 64mm x 17mm) (Hook Plt 57mm x 16mm) |

5.0. Locking Window Espagnolette AH1422

Handle Left Hand

Bright Chrome (BC1422)




| Available finishes | Variant codes | Dimensions |
|--------------------|---------------|--|
| Bright Chrome | BC1422 | (Handle 90mm) Back Plate (58mm x 16mm) (Spindle 7.5mm) |
| Polished Brass | PB1422 | (Handle 90mm) Back Plate (58mm x 16mm) (Spindle 7.5mm) |
| Satin Chrome Plate | SCP1422 | (Handle 90mm) Back Plate (58mm x 16mm) (Spindle 7.5mm) |
| Antique Brass | XL1422 | (Handle 90mm) Back Plate (58mm x 16mm) (Spindle 7.5mm) |

AH1423

Handle Right Hand

Polished Brass (PB1423)



| Available finishes | Variant codes | Dimensions |
|--------------------|---------------|--|
| Bright Chrome | BC1423 | (Handle 90mm) Back Plate (58mm x 16mm) (Spindle 7.5mm) |
| Polished Brass | PB1423 | (Handle 90mm) Back Plate (58mm x 16mm) (Spindle 7.5mm) |
| Satin Chrome Plate | SCP1423 | (Handle 90mm) Back Plate (58mm x 16mm) (Spindle 7.5mm) |
| Antique Brass | XL1423 | (Handle 90mm) Back Plate (58mm x 16mm) (Spindle 7.5mm) |

Section 6: Miscellaneous Fittings

6.0. Suffolk Latch

AH0043



Bright Chrome
(BC43)

| Available finishes | Variant codes | Dimensions |
|--------------------|---------------|---|
| Bright Chrome | BC43 | Maximum Door Width 50mm (Thumb 215mm x 33mm) (Latch 97mm x 16mm) (Hook 49mm x 14mm) (Guide 62mm x 14mm) |
| Polished Brass | PB43 | Maximum Door Width 50mm (Thumb 215mm x 33mm) (Latch 97mm x 16mm) (Hook 49mm x 14mm) (Guide 62mm x 14mm) |
| Satin Chrome Plate | SCP43 | Maximum Door Width 50mm (Thumb 215mm x 33mm) (Latch 97mm x 16mm) (Hook 49mm x 14mm) (Guide 62mm x 14mm) |

6.0. Flat Victorian Finger Plate

AH0144



Antique Brass
(XL144)

| Available finishes | Variant codes | Dimensions |
|--------------------|---------------|--------------|
| Antique Brass | XL144 | 305mm x 76mm |

6.0. Ceiling Hook

AH0572



Polished Brass
(PB572)

| Available finishes | Variant codes | Dimensions |
|--------------------|---------------|------------------------------------|
| Polished Brass | PB572 | (Rose Ø 65mm) (Projection 60mm) |

6.0. Turn and Release

AH0587




Pewter Finish
(PF587)

| Available finishes | Variant codes | Dimensions |
|--------------------|---------------|---------------------------------|
| Pewter Finish | PF587 | (Roses Ø 50mm) (5mm Spindle) |
| Polished Nickel | PN587 | (Roses Ø 50mm) (5mm Spindle) |
| Antique Brass | XL587 | (Roses Ø 50mm) (5mm Spindle) |

6.0. Tudor Finger Plate

AH0695



Bright Chrome
(BC695)

Polished Brass
(PB695)

| Available finishes | Variant codes | Dimensions |
|--------------------|---------------|--------------|
| Bright Chrome | BC695 | 297mm x 60mm |
| Polished Brass | PB695 | 297mm x 60mm |
| Satin Chrome Plate | SCP695 | 297mm x 60mm |

7.0. Cord Connector Light Pulls

M0600












| Available finishes | Variant codes |
|--------------------|---------------|
| Bright Chrome | M690C |
| Bright Chrome | M691C |
| Bright Chrome | M692C |
| Bright Chrome | M693C |
| Bright Chrome | M694C |
| Bright Chrome | M695C |
| Bright Chrome | M696C |
| Bright Chrome | M697C |
| Bright Chrome | M698C |
| Bright Chrome | M6992C |
| Bright Chrome | M699C |
| Bright Chrome | M689C |
| Bright Chrome | M6990C |
| Bright Chrome | M6991C |



Section 7: Bathroom Fittings

7.0. Bond Bathroom Range

M8700

| Available finishes | Variant codes |
|---|---------------|
|  Bright Chrome | M8703C |
|  Bright Chrome | M8704C |
|  Bright Chrome | M8705C |
|  Bright Chrome | M8706C |
|  Bright Chrome | M8710C |
|  Bright Chrome | M8712C |
|  Bright Chrome | M8716C |
|  Bright Chrome | M8719C |
|  Bright Chrome | M8722C |
|  Bright Chrome | M8723C |
|  Bright Chrome | M8734C |

Bond Tumbler



Bright Chrome
(M8703C)

Bond Soap Dish



Bright Chrome
(M8704C)

Bond Towel Ring



Bright Chrome
(M8705C)

Bond Towel Rail (495mm)



Bright Chrome
(M8706C)

Bond Towel Rail (650mm)



Bright Chrome
(M8716C)

Bond Toilet Roll Holder



Bright Chrome
(M8710C)

Bond Double Robe Hook



Bright Chrome
(M8712C)

Bond Spare Toilet Roll Holder



Bright Chrome
(M8719C)

Bond Single Hook



Bright Chrome
(M8722C)

Bond Double Hook



Bright Chrome
(M8723C)










Bond Liquid Soap Dispenser



Bright Chrome
(M8734C)

7.0. Lily Bathroom Range

ML0001

| Available finishes | Variant codes |
|--|---------------|
|  Bright Chrome | ML03 |
|  Bright Chrome | ML04 |
|  Bright Chrome | ML05 |
|  Bright Chrome | ML06 |
|  Bright Chrome | ML10 |
|  Bright Chrome | ML11 |
|  Bright Chrome | ML23 |
|  Bright Chrome | ML34 |
|  Bright Chrome | ML02 |

Lily Tumbler



Bright Chrome
(ML03)

Lily Soap Dish




Bright Chrome
(ML04)

Lily Towel Ring



Bright Chrome
(ML05)

Lily Towel Rail (505mm)



Bright Chrome
(ML06)

Lily Toilet Roll Holder



Bright Chrome
(ML10)

Lily Single Hook



Bright Chrome
(ML11)

Lily Double Hook




Bright Chrome
(ML23)

Lily Liquid Soap Dispenser



Bright Chrome
(ML34)

Lily Chrome Shelf



Bright Chrome
(ML02)

Prima

HARDWARE

Prima HARDWARE LTD

Tel: **0115 7211425**

Email: **sales@primahardware.co.uk**

Company Registration No. 11847485